



# Sign Essentials for the Hospitality Industry

Product Catalogue Issue 24



*If you cannot find the product you are looking for in this catalogue, give us a call!* Our sales team will be able to assist you with your enquiry, providing expert help, advice and quotations.

**A separate price list accompanies this catalogue**

## Catering & Kitchen Safety

Introduction	3	Buffet & Beverage Notices	16
Catering Sign Packs	4	Buffet & Deli Ticket Holders	17
Food Prep & Storage Labels	6	Workplace Guidance Posters	18
Catering Safety Signs	8	Butcher's Posters	18
Allergen Awareness	14	Catering First Aid Kits	19
Deli / Cafe / Takeaway	15	Safety Floor Stands	19

## Cafe, Bar & Restaurant

Essential Bar Licensing Sign Packs	20	Table Numbers	39
Modern Bar & Licensing Signs	21	Function Room & Banquet Table Numbers	40
Custom Bar Notices	23	Camelot Table Numbers	42
Dog Friendly Notices	24	Emerald Range Table Numbers	43
Pub Promotional Banners & Posters	25	Poster Printing	44
Traditional Bar & Licensing Notices	26	Aluminium Snap Poster Frames	45
Neptune Information Points	28	Lockable Menu & Poster Displays	46
Bar Message Boards	29	Acrylic Poster Displays	48
Interior Leaflet Dispensers	29	Free Standing Menu Displays	49
Chalkboards & Message Boards	30	Swinger Pavement Displays	50
Liquid Chalk Pens	33	Slimflex Pavement Displays	52
Acrylic Menu & Poster Displays	34	A-Board Pavement Displays	52
Wooden Menu Holders	35	Chalkboard A-Board Pavement Displays	53
Table Top Menu Holders	36	Large Forecourt Displays	54
Emperor Tall Table Numbers	37	Custom Printed Outdoor Displays	55
QR Code Table Ordering	38		

## Hotel, B&B Guest House & Leisure Facilities

Staff Name Badges	56	Hotel & Guest House Room Notices	64
Desk & Door Name Plates	57	Leisure Club & Swimming Pool Notices	67
Full Colour Printed Key Fobs	58	Toilet Door Signs	70
Laser Engraved Key Fobs	59	Washroom Door & Directional Sign System	72
Hotel Floor & Room Directories	60	Pluto Door Signs	74
Door Numbers	62	Mercury Washroom Door Signs	75

## Fire & Safety Signs

Fire Escape Signs	76	Car Park & Traffic Management	87
Fire Escape Signs for Physically Impaired	78	CCTV & Security Warning Notices	88
Fire Escape Signs for NHS/Care Homes	78	Cleaning & Chemical Storage Notices	89
Fire Emergency Access Signs	78	Custom Made Prohibition Signs	90
Emergency Escape Route Signs	79	Custom Made Hazard Warning Signs	91
Fire Assembly Point Signs	79	Custom Made Mandatory Signs	92
Fire Extinguisher & Equipment Safety Signs	80	Health & Safety Posters	93
Fire Door Notices	81	First Aid Notices	94
Fire Action Notices	82	First Aid Kits	95
Smoking & Vaping Control Signs	84	Recycling & Waste Disposal Notices	96
Hospitality Smoking Control Signs	85	Wayfinding Signs for Firefighters	97
Prohibition Safety Signs	86	Floor Graphics & Free Standing Safety Signs	98

# Catering Safety Signs Guidance; Where to place them & Why!



This Catering Safety Signs section offers a comprehensive range of health and safety signs, food preparation storage labels and associated products for commercial kitchens in the catering and hospitality industry.

Signs and Labels play an important roll in the kitchen, helping staff conform to food safety and kitchen hygiene. Signs also reduce the risk of accidents and injuries by making staff more aware of potential hazards, they also provide a reminder to kitchen staff helping to prevent the risk of cross contamination when preparing raw or cooked food.

All signs and food labels in this section have been designed from information provided by the following government bodies...



## Environmentally friendly printing and materials

All our self-adhesive catering stickers are printed on a PVC-Free self-adhesive vinyl using a water-based latex ink which is fused to the material making the print waterproof and robust against scratches. The vinyl stickers can be recycled at the end of their use.



This notice should be placed near to machines, such as large bowl mixers and food processors. The Notice reminds staff that they are dangerous to clean and should only be used by staff with appropriate training.

Persons under 18 years should never be allowed to clean these machines even if they are trained in their use.

Colour coding chopping board sign to illustrate the different boards for different types of food to remind users of their specific purpose.

This is to reduce the risk of cross contamination e.g. between raw and cooked foods.

Place this sign outside of the kitchen to remind staff to wash their hands on entering the kitchen.

Clean protective over clothing should also be worn. Catering staff must always wear Chef's style protective over clothing and never uniforms worn in base rooms.

This is an alternative notice for refrigerators that identifies the correct operating temperatures and steps to take to avoid risks of cross contamination.

It is the preferred style of notice.

This is an alternative notice for freezers that identifies the correct operating temperatures and steps to take to avoid risks of cross contamination.

It is the preferred style of notice.

This sign is to be used to identify a work surface preparation area used just for preparation of raw foods, such as raw meats. This is to comply with official guidance on E. coli to reduce the risk of cross contamination.

This sign should be placed adjacent to the sink that is exclusively for washing foods. To remind staff not to use it for other purposes to prevent a risk of cross contamination.

This sign is to be used to identify a work surface preparation area used just for foods that have been cooked. This is to comply with official guidance on E. coli to reduce the risk of cross contamination.

The sign should be placed adjacent to wash hand sinks in the kitchen and milk kitchens to remind staff that they should not be used for washing anything but hands. It is illegal for them to be used for other purposes.

This sign should be placed adjacent to a sink that is used for washing food equipment, pot, utensils etc. To remind kitchen staff not to use for foods or hand washing.

This serves as a reminder to separate cooked and raw food. It can be placed on fridges & freezers. There is a risk of cross contamination from raw meats, vegetables and other similar raw foods. One of the main failings found in audits relates to food being incorrectly stored together in fridges and freezers.

\* Signs help new and part time kitchen staff to conform to the standards required by law in a busy commercial kitchen \*

\*\* There is a legal obligation to provide information and training on health and safety to all employees, even part time staff \*\*

# Catering Health & Safety Starter Sign Packs

All catering safety signs are printed on self-adhesive vinyl unless otherwise stated

**Get noticed in the kitchen... Company branding available on all our sign packs!**  
**Add your company logo & contact details. Add your QR code for easy website access!**



**Your Logo Here**      Your Contact Details Here

**Now wash your hands**



**Logo**      QR Code


**Do not store raw and cooked food together**

**How to Order Your Company Branded Sign Pack**

**Minimum order of 5 packs for free full colour branding.**


- Place your order using branded product code. Min Qty: 5
- Email us your Company logo and details for the signs. QR Codes can be added at no extra cost.
- A proof of design will be sent for your approval.

## Chef's Choice Essentials Sign Pack



**WARNING**


This is a dangerous machine, to be operated by authorised personnel only. Check that all guards are in position.



**IMPORTANT NOTICE FOR CATERING STAFF DEEP FREEZERS**

Only foods that are supplied frozen are allowed to be kept in deep freezers. Ensure that food is adequately packaged to prevent freezer burn. Keep the Deep Freezer dry and ensure proper stock rotation and expiry. Deep Freezers should be regularly DEFROSTED and be thoroughly CLEANED with an appropriate bactericidal detergent. Ensure that your Deep Freezer is operating at the correct temperature: **-18 Degrees C (0 Degrees F)**. Check the temperature of the deep freezer regularly, have a thermometer in it at all times. Check that doors have good seals, are close fitting and not left open unnecessarily.

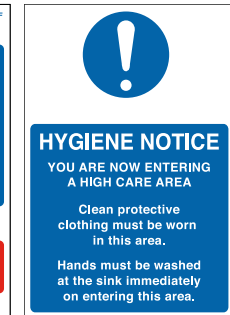
Never store food on the floor. Never RE-FREEZE food. Never use a knife or other sharp instruments to chip away ice when defrosting a freezer.



**IMPORTANT NOTICE FOR CATERING STAFF REFRIGERATORS**

Ensure that raw and cooked items are stored separately. Remove wrapping materials from RAW meat and store the meat in a suitable container. Store RAW meat BELOW other foods. Ensure that items are stored correctly and allow for free circulation of air. Store strong smelling food in a suitable airtight container. Store foodstuffs in suitable containers. Refrigerators should be regularly DEFROSTED and be thoroughly CLEANED with an appropriate bactericidal detergent. Ensure that your refrigerator is operating at the correct temperature: **0 Degrees C to +4 Degrees C (+32 Degrees F to +40 Degrees F)**. Check that doors have good seals, are close fitting and not left open unnecessarily.

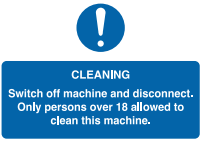
Never store foodstuffs in open bins or cardboard boxes. Never store food on the floor. Never store hot foods in the refrigerator. Never use a knife or other sharp instruments to chip away ice when defrosting a refrigerator.



**HYGIENE NOTICE**


YOU ARE NOW ENTERING A HIGH CARE AREA

Clean protective clothing must be worn in this area. Hands must be washed at the sink immediately on entering this area.

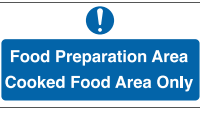


**CLEANING**


Switch off machine and disconnect. Only persons over 18 allowed to clean this machine.




**This sink for hand wash only**



**Food Preparation Area Cooked Food Area Only**




**This sink for food wash only**




**Prevent Cross Contamination**

Use correct colour coded chopping boards and knives at all times.


**RAW MEAT**  
**RAW FISH**  
**COOKED MEATS**  
**SALADS & FRUITS**  
**VEGETABLES**  
**DAIRY PRODUCTS**  
**ALLERGENS**



**Do not store raw and cooked food together**



**Now wash your hands**



**Now wash your hands**

**FREE A4 Sign guide in every pack!**



**15 Signs**

**BEST SELLER**

Code	Description
KSEPK	Standard unbranded pack
BKSPK	Personalised with your details. Min order qty 5.

## Junior Catering Sign Pack

Ideal for Take-Aways, Fish & Chip Shops, Catering Trailers etc...



**GUIDANCE TO THE FOOD SAFETY ACT**

**ALL STAFF PLEASE NOTE:**

- Always wash your hands before handling food and after using the toilet.
- Tell your boss at once of any skin, nose, throat or bowel trouble.
- Ensure cuts and sores are covered with waterproof dressings.
- Keep yourself clean and wear clean clothing.
- Do not smoke in a food room it is illegal and dangerous. Never cough or sneeze over food.
- Clean as you go. Keep all equipment and surfaces clean.
- Prepare raw and cooked food in separate areas. USE COLOUR CODED CHOPPING BOARDS AND KNIVES to avoid cross contamination.
- Ensure food is at correct temperature at all times. READ COOK CHILL GUIDELINES.
- Keep your hands off food as far as possible.
- Ensure waste food is disposed of properly. Keep lid on the dustbin and wash your hands after putting waste in it.
- Deliveries of food to your premises should be checked to ensure they are at the correct temperature on receipt. IF IN DOUBT ADVISE YOUR SUPERVISOR.
- Tell your supervisor if you cannot follow the rules. Do not break the law.



**Caution**

This machine can be dangerous. It must be operated and cleaned by authorised persons only.



**Prevent Cross Contamination**

Use correct colour coded chopping boards and knives at all times.

**RAW MEAT**  
**RAW FISH**  
**COOKED MEATS**  
**SALADS & FRUITS**  
**VEGETABLES**  
**DAIRY PRODUCTS**



**First aid**



**This sink for food wash only**



**No smoking**  
**No vaping**



**Defrosted food must not be refrozen**



**This sink for hand wash only**



**Now wash your hands**

**10 Signs**



**BEST SELLER**

Code	Description
JUNPK	Standard unbranded pack
JUNPK-BR	Personalised with your details. Min order qty 5.

Can't find the sign you're looking for? Give us a call, our sales team will be able to assist you with your enquiry, providing you with expert help, advice and quotations.



## Senior Catering Sign Pack

Ideal for Restaurants, Cafés, Hotels, Pubs, Bistros etc...

17 Signs

200 x 300mm

160 x 230mm

200 x 100mm

100 x 250mm

100 x 100mm

100 x 100mm

100 x 100mm

100 x 100mm

100 x 100mm

100 x 100mm

230 x 90mm

100 x 150mm

200 x 100mm

200 x 100mm

200 x 100mm

100 x 100mm



Code	Description
SENPK	Standard unbranded pack
SENPK-BR	Personalised with your details. Min order qty 5.

## Food Storage Sign Pack

Ideal for fridges, freezers and food storage areas.


17 Signs

200 x 300mm

200 x 300mm

200 x 300mm

200 x 300mm



Code	Description
FSTPK	Standard unbranded pack
FSTPK-BR	Personalised with your details. Min order qty 5.

## Food Preparation Sign Pack

Ideal for Restaurants, Cafés, Hotels, Pubs, Bistros etc...

15 Signs

200 x 300mm

200 x 300mm

160 x 230mm

160 x 230mm

100 x 100mm

100 x 100mm

100 x 100mm

100 x 150mm

100 x 150mm

200 x 100mm

100 x 150mm

200 x 300mm

200 x 300mm

160 x 230mm

160 x 230mm



Code	Description
FPRPK	Standard unbranded pack
FPRPK-BR	Personalised with your details. Min order qty 5.

# Food Preparation & Storage Labels

A food labelling system is a must for any catering establishment preparing, cooking and storing pre-cooked or raw foods. This simple to use system is commonly used within the hospitality and catering industry. These labels are also known as, "Day of the Week Labels", "Day dots" or "Shelf Life Labels".

Food safety storage labels help prevent food being consumed or used after its use-by date. A "first in-first out" system, which also helps to control your food waste. With allergic reactions to food on the increase, chefs and cooks preparing dishes need to label the dish with an "Allergen Information Label" indicating which of the 14 allergens are in the food.

## 25mm Day of the Week Colour Coded Labels



Keep your food waste to a minimum and maximise profits with this simple colour-coded food rotation system. Fill in the date on the empty section of the label to ensure accurate rotation. All our food labels comply with FDA regulations and are easy to remove, leaving no sticky residue on the surface of the container, so that your containers can be reused again and again.

- ✓ Size of label: 25x25mm
- ✓ 1000 Labels per roll
- ✓ Supplied in an easy dispensing box
- ✓ Easily removed from plastic and metal
- ✓ Working temp -30°C to 70°C
- ✓ Minimum application temp -10°C
- ✓ No Unravelling or mess
- ✓ Recyclable



Code
DY044

Code
DY045

Code
DY046

Code
DY047

Code
DY048

Code
DY049


Code
DY050



Store all of your day of the week labels in one convenient place with this dispenser. This product can be wall mounted or stand alone on a table top or shelf. Manufactured in 3mm gloss white acrylic with 4 rubber anti-slip feet.

Code	Description	O/A Case Size (mm)
DY069	Dispenser with complete set of 25mm Day of the Week Labels	225(w) x 100(h) x 110(d)
DY068	Complete set of 25mm Day of the Week Labels	
DY056	Dispenser Only	

## Shelf Life Food Prep Label For use with the 25mm Day of the Week Labels



Identify Use-by dates for prepared foods to minimise waste & improve food safety. Simply fill the correct details to allow detection of unsuitable food products.

- ✓ Size of label: 50x95mm
- ✓ 500 Labels supplied on a roll
- ✓ Easily removed from plastic and metal
- ✓ Leaves no sticky residue behind
- ✓ Working temp -30°C to 70°C
- ✓ Minimum application temp -10°C

Code
DY053

*\*Please note this product is NOT supplied in, or with, a dispensing box\**

## Use By Food Storage Label



Identify Use-by dates for prepared foods to minimise waste & improve food safety. Simply fill the correct details to allow detection of unsuitable food products.

- ✓ Size of label: 25x25mm
- ✓ 1000 Labels per roll
- ✓ Supplied in an easy dispensing box
- ✓ Easily removed from plastic and metal
- ✓ Working temp -30°C to 70°C
- ✓ Minimum application temp -10°C
- ✓ No Unravelling or mess
- ✓ Recyclable

Code
DY054

# Food Preparation & Storage Labels

All our food labels are suitable for both fridge and freezer use and are easily removed from plastics and metal containers, leaving no sticky residue behind. Application Temp -10°C once applied. Working temp -30°C to 70°C.

Should your label requirements not be met by the range featured, please do not hesitate to get in touch, we can manufacture labels to your requirements, any shape any size.

**For Tamper Evident  
Food Delivery Labels  
See Page 15**

## 50mm Day of the Week Colour Coded Labels



Keep your food waste to a minimum and maximise profits with this simple colour-coded food rotation system. Fill in the date on the empty section of the label to ensure accurate rotation. All our food labels comply with FDA regulations and are easy to remove, leaving no sticky residue on the surface of the container, so that your containers can be reused again and again.

- ✓ Size of label: 50x50mm
- ✓ 1000 Labels per roll
- ✓ Supplied in an easy dispensing box
- ✓ Easily removed from plastic and metal
- ✓ Working temp -30°C to 70°C
- ✓ Minimum application temp -10°C
- ✓ No Unravelling or mess
- ✓ Recyclable



**Code**  
**DY057**



**Code**  
**DY058**



**Code**  
**DY059**



**Code**  
**DY060**



**Code**  
**DY061**



**Code**  
**DY062**



**Code**  
**DY063**



Store all of your day of the week labels in one convenient place with this dispenser. This product can be wall mounted or stand alone on a table top or shelf. Manufactured in 3mm gloss white acrylic with 4 rubber anti-slip feet.

Code	Description	O/A Case Size (mm)
<b>DY071</b>	Complete set of 50mm Day of the Week Labels	n/a
<b>DY064</b>	Dispenser Only	410(w) x 80(h) x 90(d)

## Shelf Life Food Prep Label



Identify Use-by dates for prepared foods to minimise waste & improve food safety. Simply fill the correct details to allow detection of unsuitable food products.

- ✓ Size of label: 50x50mm
- ✓ 500 Labels per roll
- ✓ Supplied in an easy dispensing box
- ✓ Easily removed from plastic and metal
- ✓ Working temp -30°C to 70°C
- ✓ Minimum application temp -10°C
- ✓ No Unravelling or mess
- ✓ Recyclable

**Code**  
**DY065**

## Food Preparation Allergen Label



All chefs, cooks and staff must be aware of the food allergens contained in their prepared foods. These easy to use allergen labels will help ensure that your staff are aware when a potential allergen is present.

- ✓ Size of label: 95x60mm
- ✓ 1000 Labels supplied on a roll
- ✓ Easily removed from plastic and metal
- ✓ Leaves no sticky residue behind
- ✓ Working temp -30°C to 70°C
- ✓ Minimum application temp -10°C

**Code**  
**DY075**

*\*Please note this product is NOT supplied in, or with, a dispensing box\**

# Catering Safety Signs

All catering safety signs are printed on self-adhesive vinyl unless otherwise stated



## The Importance of Good Hand Hygiene

Millions of germs are picked up in every-day activities. Hand hygiene is essential to prevent the transfer of germs to other people and surfaces. Poor hand hygiene can lead to the spread of Coronavirus, Campylobacter, Salmonella, MRSA, Impetigo and Flu. Displaying a Now Wash Your Hands Sign around your business reminds everyone to follow good hand hygiene.

**How To Wash Your Hands**

**When To Wash Your Hands**

Wash your hands before you: Prepare or eat food, Touch a raw product, Use a shared knife, Spoon or spoon contact, Drink.

Wash your hands after you: Use the toilet, Use your nose, mouth or eyes, Touch waste or soiled paper, Change clothes, Handle uncooked food, Visit a hospital ward.

**Why is hand hygiene so important?**

Millions of germs are picked up in every-day activities. Hand hygiene is essential to prevent the transfer of germs to other people and surfaces. Poor hand hygiene can lead to the spread of Coronavirus, Campylobacter, Salmonella, MRSA, Impetigo and Flu. Displaying a Now Wash Your Hands Sign around your business reminds everyone to follow good hand hygiene.

CS171 200 x 300



CS146 100 x 100



CS022 100 x 100



CS018 230 x 80



Rigid Door Sign

DS012 75mm Dia.

**Food preparation area**

**Wear clean protective clothing**

**Wash hands before commencing work**

CS137 200 x 300

**Now wash your hands please**

CS009 200 x 300

**Wash your hands before handling food**

CS088 200 x 300

**Please wash your hands after going to the toilet**

CS084 200 x 300

**Prevent Cross Contamination Wash your hands!**

**WASH HANDS GUIDELINES**

Hand washing is a crucial factor in preventing food poisoning. For effective hand washing you must observe the following:

1. You must use a wash hand basin exclusively for this purpose.
2. You must use comfortable hot water and soap, anti-bacterial liquid soap is preferable.
3. Rinse hands properly before drying them.
4. Dry your hands properly by using an hygienic means i.e. disposable paper towels, clean roller towels.

Never dry your hands on a tea towel, service cloth or protective clothing as this poses a potential risk for cross-contamination.

Hands should be washed as frequently as necessary throughout the day, but ALWAYS:

**BEFORE:**

- Starting work
- Touching raw meat and high risk foods.

**BETWEEN:**

- Handling raw and cooked meats / foods.

**AFTER:**

- Handling raw meat / food
- Handling raw eggs in their shell
- Visiting the toilet
- Coughing or sneezing into your hands
- Touching your hair or face, nose, skin etc.
- Carrying out cleaning jobs or handling containers of cleaning chemicals
- Dealing with rubbish / waste and bins
- Eating, drinking and smoking in areas set aside for these activities

CS007 200 x 300

## Food Preparation Areas & Sink Wash Areas

**This sink for hand wash only**

CS038 200 x 100

**This sink for food equipment only**

CS040 200 x 100

**This sink for food wash only**

CS041 200 x 100

**This sink for utensil wash only**

CS042 200 x 100

**Clean and disinfect this sink before and after EACH use**

CS145 200 x 100

**This sink for pot wash only**

CS043 200 x 100

**Do not put knives into the sink**

CS148 200 x 100

**Caution Very hot water**

CS053 200 x 100

**Wear apron in this area**

CS149 200 x 300

**Pack 6**

**CAUTION Very hot water**

CS051 100 x 40

**Drinking water**

FA048 100 x 150

**Not drinking water**

CS055 100 x 150

**Please leave this basin clean for next user**

CS056 100 x 100

**Clean as you go**

CS058 100 x 100



Can't find the sign you're looking for? Give us a call, our sales team will be able to assist you with your enquiry, providing you with expert help, advice and quotations.



**Prevent Cross Contamination**  
Use correct colour coded chopping boards and knives at all times

RAW MEAT
RAW FISH
COOKED MEATS
SALADS & FRUITS
VEGETABLES
DAIRY PRODUCTS
DAIRY PRODUCTS
ALLERGENS

CS045 160 x 230  
CS178 Inc. Allergens

**Catering Hygiene**

**PERSONAL CLEANLINESS**

- Keep scrupulously clean all parts of your body (especially hands and fingernails) and clothing, which they come into contact with food and cooking utensils.
- Wash your hands thoroughly after using the lavatory. Soap, nail brushes and towels are provided for you to use.
- Wash any open cuts or abrasions covered with a waterproof dressing of an approved colour.
- Striking an ill part of the kitchen is strictly forbidden at all times.
- Clean protective clothing, including head coverings, must be worn by all kitchen and service personnel.

**INSTRUCTIONS - Inform your manager immediately**

- If you have a sore throat, fever, sore eyes, diarrhoea or are in contact with typhoid, paratyphoid fever or dysentery.
- If you have an infection of the throat accompanied by diarrhoea and symptoms of fever or vomiting.
- If you have a rash or other eruption, specific cuts or sores or discharges from your ears or eyes.

**FOOD AND EQUIPMENT**

**All food (both raw and cooked) must be protected from any risk of contamination.**

- All food not intended for immediate use must be kept in safe temperature zones, either below 5°C (40°F) or above 63°C (149°F) and kept completely covered against contamination.
- All covered foods must be removed from their trays immediately after they are opened.
- Have adequate care that all food equipment, utensils and containers are sterilised and kept scrupulously clean. Cleaning schedules must be strictly observed.

This does not refer to all hygiene regulations but only to those, which directly concern staff in restaurants, canteens etc.

CS083 200 x 300

**Keep all cuts and abrasions covered with a suitable waterproof dressing**

CS006 200 x 300

**GUIDANCE TO THE FOOD SAFETY ACT**  
**ALL STAFF PLEASE NOTE:**

- Always wash your hands before handling food and after using the toilet.
- Tell your boss at once of any skin, nose, throat or bowel trouble.
- Ensure cuts and sores are covered with waterproof dressings.
- Keep yourself clean and wear clean clothing.
- Do not smoke in a food room it is illegal and dangerous. Never cough or sneeze over food.
- Clean as you go. Keep all equipment and surfaces clean.
- Prepare raw and cooked food in separate areas.
- USE COLOUR CODED CHOPPING BOARDS AND KNIVES to avoid cross contamination.
- Ensure food is at correct temperature at all times. READ COOK CHILL GUIDELINES.
- Keep your hands off food as far as possible.
- Ensure waste food is disposed of properly. Keep lid on the dustbin and wash your hands after putting waste in it.
- Deliveries of food to your premises should be checked to ensure they are at the correct temperature on receipt. IF IN DOUBT ADVISE YOUR SUPERVISOR.
- Tell your supervisor if you cannot follow the rules.
- Do not break the law.

The signs you purchase are printed and are treated as a complete and authoritative statement of law. For more information contact the environmental health office at your local council.

CS002 200 x 300

**IMPORTANT INFORMATION FOR CATERING STAFF**  
**GLOVE GUIDELINES**

- Wear food service gloves or use sanitary utensils or deli tissue when handling ready-to-eat foods.
- Wash your hands before putting on gloves.
- Change gloves when you would need to wash your hands;
  - After touching your body.
  - After using the toilet.
  - After eating or drinking.
  - After handling raw food.
  - After handling dirty equipment or utensils.
  - After any activities that contaminate your gloves.
- Remove your gloves before washing hands.

CS152 200 x 300

**IMPORTANT NOTICE FOR CATERING STAFF**  
**PREVENT FOOD POISONING**

**BACILLUS CEREUS • CLOSTRIDIUM BOTULINUM • STAPHYLOCOCCUS AUREUS**

- Separate raw and cooked food using different surfaces and equipment to prevent cross-contamination.
- After cooking foodstuffs, either keep hot (70°C or cool rapidly and refrigerate (5°C) to prevent the multiplication of bacteria.
- Keep raw meat separate cooking and eating, cooling and refrigeration, refrigeration and eating.
- Keep all kitchen surfaces, equipment, tools and utensils clean and hygienic.
- Ensure food is thoroughly cooked. Cooked food should not be touched by the hands.
- Avoid cooked large quantities of rice and other cereals if not for immediate use.
- Do not re-heat reheated food.
- Ensure good personal hygiene (hand washing, hair, nails, hair, health and clothing, e.g. wash hands frequently before and during food preparation).
- Carefully inspect cans and their contents before use.

**Additional care should be taken when preparing and serving the following food stuffs**

Raw meat, cold meat, cooked meat, poultry, sausages, ham, eggs, egg products, unpasteurised milk, milk products, fresh imitation cream, cream, confectionery products and shellfish.

CS004 200 x 300

**IMPORTANT NOTICE FOR CATERING STAFF**  
**COOK CHILL GUIDELINES**

**COOKING**

- Food should be cooked above 70°C for at least two minutes.
- Use a probe thermometer to measure the temperature of cooked food.

**PREPARATION FOR CHILLING**

- Food should be portioned and ready for chilling within 30 minutes of cooking.
- Preparation should be carried out in a room temperature below 10°C.
- Food (except jones of meat) should be portioned in layers not more than 50mm deep.

**CHILLING PROCESS**

- Food should be chilled to between 0°C and 2°C within 90 minutes.

**STORAGE OF CHILLED FOODS**

- Containers should be clearly marked with production and expiry date.
- Chilled food should be stored for no more than 3 days.
- Foods past the expiry date are to be destroyed.

**REHEATING & SERVING**

- Food should be reheated within 30 minutes of removing from refrigeration.
- Food should be served within 15 minutes of reheating.
- The centre temperature of food reheated should be at least 70°C for at least 2 minutes.
- Reheated food should be served at temperatures not less than 63°C.
- All reheated food should be destroyed if it is allowed to cool and is not immediately eaten.
- Cold food such as salads, should be eaten within 30 minutes after removing from chill.

**CHECK TEMPERATURES OF REFRIGERATORS ON A REGULAR BASIS PRIOR TO THEM BEING USED TO BE DISINFECTED AFTER EVERY USE**

CS046 200 x 300

**Remove all jewellery before starting work**

**Personal items not to be kept in food area**

CS155 200 x 300

**Hair covering must be worn in this area**

CS151 200 x 300

**Gloves must be worn when serving food**

CS116 200 x 100

**Hair protection must be worn**

CS115 200 x 100

**Food Preparation Area**  
**Cooked Meat Area Only**  
Leave this area clean for next user

CS035 200 x 100

**Food Preparation Area**  
**Raw Meat Area Only**  
Leave this area clean for next user

CS036 200 x 100

**Food Preparation Area**  
**Raw Fish Area Only**  
Leave this area clean for next user

CS108 200 x 100

**Food Preparation Area**  
**Bakery & Dairy Area Only**  
Leave this area clean for next user

CS107 200 x 100

**Gluten Free Preparation Area**  
**Gluten Free Area Only** **NEW!**  
Leave this area clean for next user

CS243 200 x 100

**Food Preparation Area**  
**Cooked Food Area Only**  
Leave this area clean for next user

CS119 200 x 100

**Food Preparation Area**  
**Raw Food Area Only**  
Leave this area clean for next user

CS120 200 x 100

**Food Preparation Area**  
**Salad & Fruit Area Only**  
Leave this area clean for next user

CS109 200 x 100

**Food Preparation Area**  
**Vegetable Area Only**  
Leave this area clean for next user

CS037 200 x 100

**Pastry preparation area**

CS031 200 x 100

**Utensils for RAW meats only**

CS142 200 x 100

**Utensils for COOKED meats only**

CS143 200 x 100

**Pack 6**  
**CAUTION Hot surface**

CS050 100 x 40

**Caution Hot surface**

CS052 200 x 100

**Food preparation area**

CS030 200 x 100

**THE SAFE USE OF KNIVES**

Always select the right knife for the task.

Knives should be kept sharp and have handles that can be properly held.

When using a knife, use a firm grip, use even pressure for cutting, cut downwards and avoid cutting towards the body.

Never try to catch a falling knife.

Knives should not be left lying around on worktops and tables. They should not be placed unprotected in cupboards or drawers, nor left in washing up. They should always be stored in suitable sheaths or racks.

Cutting blocks, tables and boards should be firm, smooth and clean.

There should always be enough room so that a person using a knife is not in danger of being bumped by another person.

When carrying a knife always hold the point of the knife downwards

CS003 200 x 300

**THE SAFE USE OF KNIVES**

- Always use the correct knife for the task.
- Always keep knives sharp and handles in good condition.
- Always use a firm grip and use even pressure for cutting.
- Ensure cut downwards away from the body.
- Ensure cutting blocks and tables are clean and stable.
- Store knives in their protective sheaths or knife racks.
- Ensure work space is sufficient so a person using a knife is not in danger of being bumped or places another person at risk.

**Do not attempt to catch a falling knife**

- Do not walk around with a knife in your hand
- Do not leave knives lying around on tables or worktops
- Do not place knives uncovered in drawers or cupboards
- Do not leave knives in washing up water

**Anyone found in breach of these Safe Working Procedures will be subject to disciplinary action**

CS153 200 x 300

**COOKER & OVEN SAFETY**

- Always use protective clothing and equipment provided.
- Always be aware of other people and hazards when transferring hot foods and liquids.
- Before cleaning - Always turn off the mains supply and allow equipment to cool.
- Always switch equipment off when not in use.
- Always report any faults to the supervisor immediately.

**Do not use this equipment unless trained and authorised**

- Do not drape towels or wet cloths over equipment to dry.
- Do not use defective equipment.

**CAUTION Hot surfaces and liquids**

CS154 200 x 300

**Food preparation area**

**No smoking or vaping**

**Wash hands before commencing work**

CS138 200 x 300

**This is a food production area**

**Protective clothing must be worn**

**Wash hands before commencing work**

CS201 200 x 300

# Catering Safety Signs

All catering safety signs are printed on self-adhesive vinyl unless otherwise stated

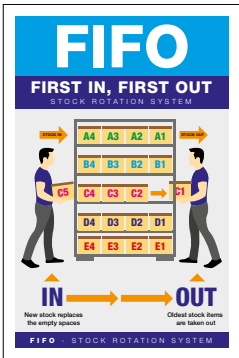


## Food Storage FIFO... First In - First Out

**FIFO** stands for **First In, First Out** and using a FIFO system is the only way to manage your food storage in the kitchen. The term **First In, First Out** is a handy way to remember that the food that has been bought in first needs to be consumed first. This is so that everything is used when it is at maximum freshness and there are no nasty surprises from using out of date food that may have gone off. As well as keeping everyone safe, FIFO also avoids food wastage.

These signs in this section help your staff ensure the correct temperatures are maintained when storing, reheating and cooking food. Help prevent food waste and reduce the risk of food contamination.

## FIFO - First In, First Out Notices




Code	Description
CS195	200 x 300mm self adhesive Vinyl Sticker
CS196	200 x 300mm 1.2mm semi-rigid Polyprop notice
CS197	A3 (297 x 420mm) tear resistant waterproof poster



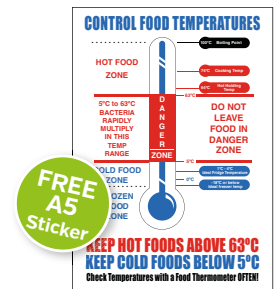
Code	Description
CS198	200 x 300mm self adhesive Vinyl Sticker
CS199	200 x 300mm 1.2mm semi-rigid Polyprop notice
CS200	A3 (297 x 420mm) tear resistant waterproof poster

## Fridge & Freezer Temperature Log Book (A5)



Keep a log of all the critical temperatures in your kitchen with this temperature record book. The log book helps you accurately record temperature checks to ensure your kitchen is hygienic and running according to regulations. Featuring enough pages for six months' worth of records, the book lasts longer to save you money on replacements. Made with a laminated easy to clean cover, the book itself is also effortless to keep sanitary. **Size:** A5 (148 x 210mm).

- ✓ 32 Pages
- ✓ 26 Weeks (6 Month) log
- ✓ Free A5 Food Temperature Guidance sticker.




Code
CS240

## Fridge & Freezer Location Numbers & Letters



Ensure fridges and freezers are labelled and can be located quickly. By labelling these storage areas, it can increase location of products and efficiency within the workplace. Up to 3 numbers or letters for each notice. **Size:** 100 x 100mm



Code
CS131
Vinyl Sticker



Code
CS132
Magnetic Sign

\*Please state numbers / letters required when ordering

## Fridge & Freezer Labels

CS064 100 x 100	CS065 100 x 100	CS066 100 x 100	CS067 100 x 100	CS068 100 x 100	CS106 100 x 100	CS123 100 x 100	CS124 100 x 100
CS060 100 x 100	CS063 100 x 100	CS061 100 x 100	CS062 100 x 100	CS069 100 x 100	CS090 200 x 100	CS144 200 x 100	
CS125 200 x 150	CS126 200 x 150	CS127 200 x 150	CS128 200 x 150	CS129 200 x 150	CS130 200 x 150		
CS230 200 x 150	CS218 15 x 125	CS219 200 x 150	CS217 15 x 125				

## Temperature & Storage - Staff Guidance Notices

CS073 100 x 100	CS074 100 x 100	CS075 100 x 100	CS102 200 x 100	CS103 200 x 100	CS104 200 x 100
CS014 200 x 300	CS015 200 x 300	CS095 200 x 300	CS135 200 x 300		



### Can't find the sign you're looking for?

Give us a call, our sales team will be able to assist you with your enquiry, providing you with expert help, advice and quotations.

CS005 100 x 250

# Catering Safety Signs

All catering safety signs are printed on self-adhesive vinyl unless otherwise stated



## Catering Equipment Safety

The signs in this section are designed to inform catering staff and operators of the potential hazards of the equipment, what precautions to take to avoid accidents or injury.

### \*Note for catering equipment suppliers.

The signs below can be personalised with your company details. For sales and service contact....

Be the first point of call for chefs, catering staff and managers. A low cost on-site advertising. The personalisation is **free**, when you order a minimum mix of 10 notices.

**! CATERING EQUIPMENT OVENS & RANGES**

### POTENTIAL HAZARDS

Being burned, by either touching a hot surface, or by being in the way of hot air when oven door is opened.  
Ovens with bottom hinged doors can tilt forward if heavy joints are placed on the open door.  
Ovens with top hinged doors can tilt forward if heavy joints are placed on the open door.  
There is danger of a gas flashback if a gas oven does not light immediately or when gas which has built up in the oven because of flame failure is ignited.

#### PRECAUTIONS TO TAKE

1. Always use a dry oven cloth or even gloves when handling anything in an oven or on a range.
2. Always stand to one side when opening an oven door and open the door slowly.
3. Make sure the taper is lit before you turn on the gas supply and make sure all gas burners light and remain alight.
4. If the fan interlock, if fitted, does not switch off the fan when you open the door report it to your supervisor.
5. Never use a forced convection oven if the fan guard is not in place.
6. Do not rest anything heavy, for example a large meat joint while basting, on bottom hinged doors.

#### CLEANING

Follow manufacturers instructions on all cleaning procedures.  
Oven cleaning fluids and pads may contain caustic chemicals which can cause severe burns. Suitable gloves and eye protection should therefore be worn when they are used.

**FOR SALES & SERVICE CONTACT:**

Your Logo Here

Your Contact  
Details Here

**! CATERING EQUIPMENT OVENS & RANGES**

#### POTENTIAL HAZARDS

Being burned, by either touching a hot surface, or by being in the way of hot air when oven door is opened.  
Ovens with bottom hinged doors can tilt forward if heavy joints are placed on the open door.  
Ovens with top hinged doors can tilt forward if heavy joints are placed on the open door.  
There is danger of a gas flashback if a gas oven does not light immediately or when gas which has built up in the oven because of flame failure is ignited.

#### PRECAUTIONS TO TAKE

1. Always use a dry oven cloth or even gloves when handling anything in an oven or on a range.  
2. Always stand to one side when opening an oven door and open the door slowly.  
3. Make sure the taper is lit before you turn on the gas supply and make sure all gas burners light and remain alight.  
4. If the fan interlock, if fitted, does not switch off the fan when you open the door report it to your supervisor.  
5. Never use a forced convection oven if the fan guard is not in place.  
6. Do not rest anything heavy, for example a large meat joint while basting, on bottom hinged doors.

#### CLEANING

Follow manufacturers instructions on all cleaning procedures.  
Oven cleaning fluids and pads may contain caustic chemicals which can cause severe burns. Suitable gloves and eye protection should therefore be worn when they are used.

**FOR SALES & SERVICE CONTACT:**

**CE001 150 x 260**

**! CATERING EQUIPMENT STEAMING OVENS**

#### POTENTIAL HAZARDS

The hazards associated with steaming ovens are scalds, particularly when opening the door, and burns from touching the hot outer casing.

#### PRECAUTIONS TO TAKE

1. Before using the oven, check that the electric heating elements are completely covered with water or that the pump is fitted in the correct level.  
2. Make sure the hot fluid regulating the water level operates freely.  
3. Do not use the steamer if the steam vent is obstructed or blocked.  
4. Open the door for just a little at first to let the excess steam escape.  
5. Report any steam leakage around the door seal to your supervisor.  
6. Keep the dry top in position.

#### CLEANING

Follow manufacturers instructions on all cleaning procedures.  
Steamer should be turned off and isolated if electric, and allowed to cool.  
The water supply should be shut off and the pump drained.  
The steamer should be washed down with water from whatever source. The burner do not be removed until they are cooled by a gas service engineer. Qualified cleaning can open up the gas jets and adjust the designed combustion rate.

**FOR SALES & SERVICE CONTACT:**

**CE002 150 x 260**

**! CATERING EQUIPMENT Grillers - Griddlees - Salamanders**

#### POTENTIAL HAZARDS

The main hazard associated with this equipment is burns from the heat of the grillers, hot hot trays and food or from a gas flashback. There is also a danger of the burner plate or grill unit being pulled out, falling and scorching fingers or hands.

#### PRECAUTIONS TO TAKE

1. Wall mounted units should not be positioned over a range top.  
2. Always use oven gloves or an oven cloth to handle cooking trays. Use tongs to handle hot food.  
3. Grilling equipment is often at eye level. Take special care not to burn your face and eyes.  
4. There should be a minimum distance of 50cm between the top of a grill and any overhanging shelf or ceiling.  
5. Follow the manufacturers recommended lighting procedure for gas-heated grillers. If the automatic lighting, when fitted, fails, a lighter paper should be used to light the burners.  
6. Gas burner jets require regular maintenance to prevent blockage by food debris or carbon from whatever source. The burner do not be removed until they are cooled by a gas service engineer. Qualified cleaning can open up the gas jets and adjust the designed combustion rate.

#### CLEANING

Follow manufacturers instructions on all cleaning and sharpening procedures.  
Cleaning fluids and pads may contain caustic chemicals which can cause severe burns. Suitable gloves and eye protection should therefore be worn when they are used.

**FOR SALES & SERVICE CONTACT:**

**CE003 150 x 260**

**! CATERING EQUIPMENT DEEP FAT FRYERS**

#### POTENTIAL HAZARDS

Burns can be caused if the hot oil or fat splashes when the food basket is dropped in carelessly, or if a spill or bubble over of these excessive water or moisture in the food. Fire from ignition of hot cooking oil or fat also a major hazard. Spilled or splashed oil or fat on the floor around the fryer is a major slipping hazard.

#### PRECAUTIONS TO TAKE

1. Do not tilt and lift.  
2. Do not overfill. Check oil level mark.  
3. Do not fill above the fryer manufacturer's label in use.  
4. Check that food is dry before immersing in hot oil. Brush ice crystals that may be on the basket dry out hot oil.  
5. Do not overfill the basket.  
6. Do not let the basket drop into hot oil.  
7. Clean up spills or drips from the floor immediately.  
8. Always return thermostat control to zero when frying is completed.

#### CLEANING

Follow manufacturers instructions on all cleaning procedures.  
Fryer should be turned off and, if electric, isolated, and the oil left to drain to cool.  
Cleaning fluids and pads may contain caustic chemicals which can cause severe burns. Suitable gloves and eye protection should therefore be worn when they are used.

**FOR SALES & SERVICE CONTACT:**

**CE004 150 x 260**

**! CATERING EQUIPMENT MICROWAVE OVENS**

#### POTENTIAL HAZARDS

Burns and scalds occur when sealed containers containing hot liquid are opened. Hot food containers and steam also cause burns. Microwave ovens can catch fire if they are not used properly or if their contents overheat. Microwave energy could burn the user if the door seals are faulty or the protective mesh behind the glass door panel slips.

#### PRECAUTIONS TO TAKE

1. Do not put metal-decorated or metal dishes in the microwave. (unless the manufacturer's user handbook says this is safe)  
2. Do not cook eggs in their shells in the microwave.  
3. Always place cling film covering food in dishes before cooking. (When removing the top use out of the way of the steam)  
4. Do not cook food in a sealed container unless it has been manufactured for use in a microwave.  
5. Do not use the event if the door does not close properly.  
6. Do not use the oven if it does not switch off automatically when the door is opened.  
7. Never switch on the oven if it is empty.  
8. Food containers can be very hot - use an oven cloth or oven gloves.

#### CLEANING

Follow manufacturers instructions on all cleaning procedures.  
All internal surfaces of the oven, including the door, should be cleaned thoroughly every day after use. Pay particular attention to the hot spots which are caused by the steam which is built up in the door to be cleaned. Remove any turntable, tray or supports and clean.

**FOR SALES & SERVICE CONTACT:**

**CE005 150 x 260**

**! CATERING EQUIPMENT FOOD PROCESSORS**

#### POTENTIAL HAZARDS

The main hazards on these machines are the cutter blades and mixing blades that rotate at high speeds, these can cause severe injury to the fingers. Also hot ingredients may be ejected from the bowl and cause scalding.

#### PRECAUTIONS TO TAKE

1. Only trained operators should use these machines.  
2. Always switch off the machine before attempting to remove the lid.  
3. Never remove the lid until the blades have stopped rotating.  
4. Always use the pusher provided.  
5. Never attempt to withdraw processed food from the chute while the machine is switched on.

#### CLEANING

Follow manufacturers instructions on all cleaning procedures.  
Before you start to clean the machine, unplug it, or switch it off at the isolator.  
Do not rely on machine contacts or interlock switches. Cleanse some cleaning chemicals can cause discoloration to the blades and motor and even harm the user.

**FOR SALES & SERVICE CONTACT:**

**CE006 150 x 260**

**! CATERING EQUIPMENT SLICERS**

#### POTENTIAL HAZARDS

The main hazard of these machines is the exposed cutting edge of the blades, which can cause serious cuts and even amputation.

#### PRECAUTIONS TO TAKE

1. Do not operate machine unless wearing safety training.  
2. Do not touch or adjust unless all safety guards are in place.  
3. Never touch the knife with your hand.  
4. Use the pusher, not your hand.  
5. Never sharpen a slicer knife.  
6. Always use the lock until the blade has stopped rotating.  
7. Keep the blade sharp. The operator has to use more force with blunt blades which increase the risk of slipping onto it.

#### CLEANING & SHARPENING

Follow manufacturers instructions on cleaning and sharpening procedures.  
Always unplug machine before cleaning or removing safety guards.  
Always clean and sharpen knives after sharpening.  
On certain machines the blades have to be removed for cleaning. A blade corner that prevents access to the sharp edge should be used to clean the blades and remove block.

**FOR SALES & SERVICE CONTACT:**

**CE010 150 x 260**

**! CATERING EQUIPMENT DISHWASHING MACHINE**

#### POTENTIAL HAZARDS

Using a part of dishwasher can create a number of hazards. Most types use very hot water which will scald. In some machines the water heating elements inside the dishwasher are visible through the window. Hot steam can burn the user. The side panels near the hot area may be very hot.

#### PRECAUTIONS TO TAKE

1. Always wear rubber gloves when working with very hot water.  
2. Make sure all guards provided are in position before you start.  
3. Never put your hands in the dishwasher while it is running.  
4. Never try to adjust or repair any part of the dishwasher unless you have been trained to do so.  
5. Do not touch the hot water which is being heated over the maximum for the dishwasher.  
6. Concentrated detergent can burn the skin and eyes. Always wear protective clothing provided when adding, diluting or cleaning up spilled detergent.  
7. The side panels near the hot area may be very hot.

#### CLEANING

Follow manufacturers instructions on cleaning procedures.  
Before a dishwasher is cleaned it should be turned off and isolated from the electrical supply.  
Under no circumstances should a conveyor dishwasher be cleaned while it is running.

**FOR SALES & SERVICE CONTACT:**

**CE011 150 x 260**

## For Sales & Service Contact...

### How to order...

- 1: State the product code and quantity of each sign on your order (Minimum order of 10 for free branding).
- 2: Send us your company logo and the contact details you require on the sign.
- 3: A proof of design will be sent for approval prior to printing.

**! CATERING EQUIPMENT HEATED RINSING SINKS**

#### POTENTIAL HAZARDS

The main hazard associated with heated rinsing sinks is scalding by very hot water. Sinks fitted with circulating brushes can splash water if care is not taken. Deep cans can be caused by broken crockery. The floor should be kept dry in other wet areas.

#### PRECAUTIONS TO TAKE

1. Suitable gloves, aprons and boots should always be worn when working on a heated sink. The gloves should protect the fingers.  
2. Long handled baskets should be used to immerse crockery at centre into the water.  
3. Never fill the sink above the maximum water level mark. This reduces the risk of splashing water spraying and creating the risk of scalding for example if a tray of crockery is immersed in the water.  
4. Always lower baskets slowly into the water.  
5. Make sure water does not get into the electrical equipment.  
6. The thermostat switch should be clearly marked to show if an adjustment is either increasing or decreasing the water temperature. Only trained staff should adjust the thermostat.

**FOR SALES & SERVICE CONTACT:**

**CE012 150 x 260**

**! CATERING EQUIPMENT BAINS - MARIE HOT SERVING COUNTERS & CUPBOARDS**

#### POTENTIAL HAZARDS

The main hazard associated with this type of equipment are burns and scalds.

#### PRECAUTIONS TO TAKE

1. Before the unit is used check that the heating water is up to the correct operating level in the trough and the drain tap is tightly closed.  
2. Use an oven cloth or wear gloves when handling hot food from the trough.  
3. Hold containers over or through to let hot water or steam drip off.  
4. Do not leave heating elements projecting over the edge of the food containers.  
5. Turn off the hot liquid source when serving is complete.  
6. When water has cooled, drain the heating water into suitable containers and carry them carefully.

#### CLEANING

Follow manufacturers instructions on cleaning procedures.  
Before cleaning, the unit should be turned off and the water allowed to cool. Electrically heated equipment should be isolated from the supply.  
Cleaning fluids and pads may contain caustic chemicals which can cause severe burns. Suitable gloves and eye protection should therefore be worn when they are used.

**FOR SALES & SERVICE CONTACT:**

**CE013 150 x 260**

**! CATERING EQUIPMENT WATER BOILERS & CAFE SETS**

#### POTENTIAL HAZARDS

The main hazard associated with this type of equipment are burns and scalds.

#### PRECAUTIONS TO TAKE

1. Make sure the cold water supply is fully on before you light or switch on the equipment.  
2. Where there is a feed water tank, the water in it should be at the correct level.  
3. Do not alter the heating control settings on automatic units.  
4. Keep pressure gauge and safety device clean. A pressure boiler and the safety devices should be inspected at least once every twelve months.  
5. Keep the dry top dry in position.  
6. Keep the receiving vessel up to the top to stop splashing.

#### CLEANING

Follow manufacturers instructions on cleaning procedures.  
Before cleaning, turn off the gas tap or steam valve or, if electric, isolate.  
Only trained staff should descale the equipment following manufacturers guidelines.  
Staff should never remove safety fittings on pressure boilers.

**FOR SALES & SERVICE CONTACT:**

**CE014 150 x 260**

**! CATERING EQUIPMENT WASTE DISPOSAL UNITS**

#### POTENTIAL HAZARDS

The main hazard from waste disposers is the possibility of severe injury should a hot or hand held implement be put into the food hopper and come into contact with the cutter while the machine is running.

#### PRECAUTIONS TO TAKE

1. Turn on the water supply before you switch on the unit, to ensure effective flushing.  
2. Suitable materials such as paper, metal, plastic etc and in most cases bones should be removed from the waste. Food in suitable waste bins are not to be used.  
3. If the unit does get blocked it should be switched off and the unit switched on, even if it has stopped running.  
4. Under no circumstances should you put your hands or any hand held implement into the hopper while the unit is switched on, even if it has stopped running.  
5. Guards or restrictor plates which prevent fingers reaching the cutter should always be in position before the machine is used.

#### CLEANING

Follow manufacturers instructions on all cleaning procedures. Unit should be turned off and, isolated. Only trained staff should clean the machine.  
Cleaning fluids and pads may contain caustic chemicals which can cause severe burns. Suitable gloves and eye protection should therefore be worn when they are used.

**FOR SALES & SERVICE CONTACT:**

**CE019 150 x 260**

## Multi-Purpose Bowl/Food Scrapers

Injection moulded, flexible scraper - made from food safe plastic.

























SMALL Bowl Scrapers			
Code	Colour	Size (mm)	Pack
SBS001	Blue	85 x 120	10
SBS002	Red		10



LARGE Bowl Scrapers			
Code	Colour	Size (mm)	Pack
LBS001	Blue	105 x 160mm	10
LBS002	Red		10

Make staff more aware of potential hazards and reduce the risk of accidents and injury. Printed on self adhesive vinyl.

 <b>Deep Fat Fryer</b> Switch off/disconnect power supply at mains before cleaning. Avoid filling pan beyond recommended oil level. Ensure food is dried before immersing in oil to prevent fothing and subsequent overfilling. Always return thermostat control to zero when frying is complete.	 <b>Mincing/Mixing Machine</b> Switch off/disconnect power supply at mains before cleaning. Use only the plunger provided to push food into the mincing machine - spoons, forks, knives or steel tools should be avoided. Keep hands clear when machine is in operation.	 <b>Dishwashing Machine</b> Switch off/disconnect power supply at mains before cleaning. Avoid overloading machine. If machine jams or stops, switch off power immediately and reset supply and examine cause of stoppage. Allow machine to cool before reaching in otherwise serious scalds could occur.	 <b>CODE OF PRACTICE FOR THE USE OF BANDSAWS</b> This code of practice provides safe working conditions for the operation of bandsaws and its provisions must be strictly observed. 1. Only trained operators are allowed to use a bandsaw. 2. Operators under training may only use a bandsaw under skilled supervision. 3. Only persons over the age of 18 are allowed to operate or clean a bandsaw. 4. Eye protection must be worn. 5. The bandsaw must be operated from the side to enable full use of the moveable table / meat pusher. 6. Before operation the blade guard must be adjusted so that the minimum amount of blade is necessary for the cutting operation to stop. 7. When not in use, power must be switched off, the power plug disconnected and the moveable table locked in position with the blade guard lowered onto the meat pusher. 8. Before cleaning or dismantling the machine the operator must check that the power has been switched off and the power plug disconnected.
CE021 300 x 100mm	CE022 300 x 100mm	CE023 300 x 100mm	CE079 200 x 300mm
 <b>Waste Disposal Machine</b> Switch off/disconnect power supply at mains before cleaning. Ensure that cutlery, bones, string etc are not mixed with food waste. Switch off power supply if machine jams or stops. Follow manufacturer's inspection instructions.	 <b>Potato Chipping Machine</b> Switch off/disconnect power supply at mains before changing or attempting to dislodge blockages.	 <b>Convectur Oven</b> Switch off heater fan button before opening doors	
CE024 300 x 100mm	CE025 300 x 100mm	CE026 300 x 100mm	
 <b>Steam Oven</b> Open door sufficiently to break the seal and allow steam and water to escape before opening fully.	 <b>Slicing Machine</b> Switch off / disconnect power supply at mains before cleaning. The guard provided must be in the correct position before operating the machine. Always return the slicing thickness indicator to the zero position when work is finished to avoid injury to hand.	 <b>Microwave Oven</b> 1. As a sensible precaution do not look closely into the oven when it is switched on. 2. People with heart pacemakers should not use this oven. 3. Metal containers such as tin foil must not be placed in this oven.	
CE027 300 x 100mm	CE028 300 x 100mm	CE029 300 x 100mm	
 <b>DRAIN OIL WHEN COOL</b>	 <b>Gluten Free Fryer</b>	 <b>NEW!</b> CS242 100 x 100mm	
CS241 100 x 100mm			
 <b>Switch off after use</b>	 <b>Gas Shut Off Valve</b>	 <b>CAUTION Dangerous Machine</b>	 <b>WARNING</b> This is a dangerous machine, to be operated by authorised personnel only. Check that all guards are in position.
CE081 200 x 100mm	CE071 200 x 100mm	CE058 200 x 100mm	
 <b>Caution</b> This machine can be dangerous. It must be operated and cleaned by authorised persons only.	 <b>Electric Isolation Point</b>	 <b>Gas Isolation Point</b>	 <b>CLEANING</b> Switch off machine and disconnect. Only persons over 18 allowed to clean this machine
CE060 200 x 100mm	CE075 200 x 100mm	CE077 200 x 100mm	CE030 200 x 300mm
			 <b>Caution</b> This machine can be dangerous It must be operated and cleaned by authorised persons only
			CE036 200 x 300mm

## Create Your Own Safety Sign

Add your own safety message. Easy as 1, 2, 3. No minimum order.

### How to order...

- 1: Choose your sign blank, stating the product code.
- 2: Tell us the text you require on your sign. A proof will be sent for your approval before printing.
- 3: State the quantity you require.

### Safety Colour Guide



Mandatory Must Do



Prohibition Don't Do




Warning Danger







General Notice




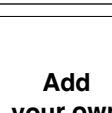
### Sign Blanks: 100 x 100mm

 Add your own text here	 Add your own text here	 Add your own text here	 Add your own text here
CY001	CY002	CY003	CY004

### Sign Blanks: 200 x 100mm

 Add your own text here	 Add your own text here
CY005	CY006
 Add your own text here	 Add your own text here
CY007	CY008

### Sign Blanks: 200 x 300mm


 Add your own text here	 Add your own text here
CY009	CY010
 Add your own text here	 Add your own text here
CY011	CY012

All sign blanks are printed on self-adhesive vinyl for easy fixing to fridges, doors, tiles and most kitchen surfaces. Before applying the sticker please make sure the surface is clean and free from grease.

# Allergen Awareness

All catering safety signs are printed on self-adhesive vinyl unless otherwise stated

## Allergen Awareness Server Guide



Complete with 50 Chef's Recipe Cards

An easy to use guide to enable you to list all of the dishes on your menu and the allergens contained in each one. This gives the front of house and waiting staff a 'go to' guide should a customer make them aware of any allergies they have. Easy to understand and keep up to date to avoid any allergen cross contamination.

**This pack contains:**


- ✓ 1 ring-binder to store your Chef Recipe Cards
- ✓ 50 double sided chef recipe cards to allow you to fill in and record the ingredients of 100 of your freshly prepared dishes.

**Allergens included in each insert:**

- ✓ Celery ✓ Cereals containing Gluten ✓ Crustaceans ✓ Eggs
- ✓ Fish ✓ Lupin ✓ Milk ✓ Molluscs ✓ Mustard ✓ Nuts
- ✓ Peanuts ✓ Sesame Seeds ✓ Soya ✓ Sulphur Dioxide

Code	Description
FAN022	Ring binder complete with 50 A5 Chef Recipe Cards & Instructions
FAN023	Pack of 50 replacement Chef Recipe Cards - A5 (148 x 210mm)

## Allergen Server Guide A2 Wallchart & Frame



Complete with 3 x A2 Chef's Recipe Wallcharts

A 'go to' wallchart should a customer make them aware of any allergies they have. Easy to understand and keep up to date.

**This pack contains:**

- ✓ 1 x A2 Poster Snap Frame c/w 3 x Chef Recipe Wallchart Posters. This wallchart allows you to fill in and display 36 recipes.

Code	Description
FAN020	Complete kit: 1 x A2 snap frame and 3 x Chef Recipe Wallcharts
FAN021	Pack of 3 x A2 (420 x 594mm) replacement Chef Recipe Wallchart
SN009S	A2 (430 x 604mm) satin silver poster snap frame.

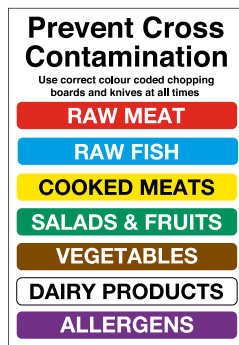
## Allergens - Catering Guidance Posters & Signs



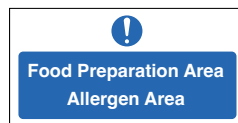
FAN017	A3 (297 x 420mm) Waterproof Poster
FAN018	A3 (297 x 420mm) Vinyl Sticker

**Frame your poster...**

SN008S	A3 satin silver poster snap frame. Size: 307 x 430 mm
--------	--



CS178	160 x 230 Vinyl Sticker
-------	-------------------------



FAN056	200 x 100 Vinyl Sticker
--------	-------------------------



FAN055	100 x 100 Vinyl Sticker
--------	-------------------------



DY075	95 x 60mm Roll 500 Labels
-------	---------------------------

*For Front of House allergen signage and table products see pages 22 & 37*



**Halal Food Notice**

The term Halal is associated with Islamic dietary laws and especially meat processed and prepared in accordance with those requirements.

Code	Size (mm)	Description
RS141	150 x 200	Vinyl Sticker
RS089	150 x 200	Window Sticker

## Tamper-Evident Safe Seal Take Away Food Delivery Labels

On-demand food delivery is a growing business and more and more customers are now ordering food online for delivery instead of eating out because of its convenience. Food products are always a prime target for tampering, with some deliverers openly confessing to not being able to resist taking out food from an order. Don't take chances when it comes to your customer orders and satisfaction.

Tamper-evident labels help ensure the safety of unopened food packaging and containers during delivery and can provide visible evidence on whether a deliverer has opened the packaging before reaching the customer. Our labels aim to prevent third parties from compromising the product's integrity and alert the customer to any signs of tampering on delivery.



90mm Diameter

DY082 Roll 500



50 x 130mm

DY081 Roll 500

## Countertop Allergy Notices

## Food Display Allergy Stickers

Perfect for displaying around counters, bars, ordering tills, buffets, Deli Food Displays Fridges, Cold Store Displays, ice cream stands etc to remind customers to ask about the ingredients in dishes if they have any allergies.



Complete with strut-back for counter-top display or wall hanging.

A5



8 stickers



4x 210 x 65mm stickers



4x 100 x 100mm stickers

Code	FAN035	FAN036	FAN037
Size	A6 (105x148mm)	A5 (148x210mm)	A4 (210x297mm)

Code	Pack Contents (8 Stickers)
FAN042	4 each of 210 x 65mm stickers and 100 x 100mm Stickers

## Outdoor Menu Dispenser



Ensure customers are always able to take a menu, leaflet or card from the exterior of your establishment.

- ✓ Made in hard-wearing, crystal clear polystyrene
- ✓ Self-closing lid ensures holder can never be left open
- ✓ Ventilation holes minimise condensation.

Code	Leaflet Size	Dimensions (mm)
CT009	1/3 A4	127(w) x 227(h) x 40(d)
CT010	A5	178(w) x 227(h) x 45(d)
CT011	A4	248(w) x 323(h) x 55(d)

## Open / Closed Signs

Aluminium notices that can be placed on the inside of windows or glass doors. Supplied with window suckers.



Water-based Pen Included

Code	Size (mm)
FD147	300 x 200




Reverse Side

Code	Size (mm)
FD041	300 x 75

# Buffet & Beverage Notices

## Beverage Display Table Tent Notices

Safely label your hot or cold liquid dispensers. Perfect for breakfast buffets, meetings, events, or for servers and staff in bars, restaurants and cafés etc.




- ✓ Single colour black print
- ✓ Material: 0.7mm thick aluminium
- ✓ Size (mm): 130(w) x 45(h) x 45(d)
- ✓ Please state material colour when ordering

Colours Available



Code	Description	Pack
TP015	Tea	1
TP016	Coffee	1
TP017	Milk	1
TP018	Hot Water	1
TP019	Semi-Skimmed Milk	1
TP020	Decaf Coffee	1
TP021	Orange Juice	1
TP022	Apple Juice	1
TP023	Own Text (State when ordering)	1

## Custom Printed Buffet Tent Notices



Personalise your very own beverage and buffet notices to ensure that your customers are aware of the product in front of them. These notices can also be branded with your company artwork.

- ✓ Available in 3 colours: White, Brushed Gold & Brushed Silver
- ✓ Text colour: Black (unless specified)
- ✓ Material: 0.7mm aluminium.

Code	Colour	O/A Size (mm)
BT001W	Gloss White	100(w) x 45(h) x 45(d)
BT001G	Brushed Gold	
BT001S	Brushed Silver	

## Beverage Hanging Display Chain & Disc



- ✓ Disc Size: 50mm
- ✓ Chain Length Size: 300mm (Easy to cut to correct length)
- ✓ Material: Silver 1.6mm smooth matt silver laser laminate.

Code	Description	Pack
TP035	Tea	1
TP036	Coffee	1
TP037	Milk	1
TP038	Hot Water	1
TP039	Semi-Skimmed Milk	1
TP040	Decaf Coffee	1
TP041	Orange Juice	1
TP042	Apple Juice	1
TP043	Own Text (State when ordering)	1

## Allergen Buffet Notices



Space to write the name of the food item i.e. 'Chicken Curry' or 'Beef Stew'

Tick boxes to inform customers of allergens in the dish.

Code	O/A Size (mm)	Material
BT024	125(w) x 65(h) x 45(d)	0.7mm Aluminium

## Food Allergy Table Notice



Code	O/A Size (mm)	Material
BT021	100(w) x 45(h) x 45(d)	3mm High Impact Styrene



# Buffet Notices & Deli Ticket Holders

## Wooden Block Ticket Holder



Display prices and product information clearly next to your products with this wooden block ticket holder.

These re-writeable display cards can be easily changed and updated using our white liquid chalk pens.

**Overall size with display card:** (h) 105 x (w) 105 x (d) 40mm

**Wooden block size:** (w) 105 x (d) 40 x (h) 40mm

**Display card size:** (w) 105 x (h) 90mm

**Writeable area once card in the block:** (w) 105 x (h) 70mm



Code	Description	Pack
WB001	Wooden Block Ticket Holder inc. 4 tickets	4
WB002	Replacement Black Display Cards	20
AB165	Fine White Liquid Chalk Pens (1-2mm nib)	2

Branding plate can be added to the wooden block with your company name or logo. **Contact the office for further details. See page 35 & 39 for examples.**

## Deli Ticket Holders



Show prices, ingredients or information clearly next to your products with this stylish deli ticket holder. Ideal for use in deli counters, buffets and food displays, the clear design will make your ticket stand out. 27mm wide card holder accepts material up to 1mm thick. 50mm stem folds flat for storage.

Code	Description	O/A Size (mm)	Pack
DT001	Adjustable ticket holder	40(w) x 50(h) x 75(d)	10



Made from clear styrene this angled card holder lets you show your labels at the optimum viewing angle and is suitable for material up to 0.5mm thick



Code	Description	O/A Size (mm)	Pack
RS042	Angled ticket holder	40(w) x 60(d)	20




Display prices, product specifications or promotions using these butchers' pin ticket holders. They are ideal for a range of applications, from catering to deli counters. The standard four-inch provision pins are quick and easy to clean, replace and remove.

Code	Description	O/A Size (mm)	Pack
RS146	Stainless Steel Pin	100(h)	30



Display cards and tickets around your store with this ticket holder clip. It can attach directly to products, baskets, poles or crates to display prices or product information. The clip measures 11cm in height. The cardholder clip rotates 360 degrees and tilts backwards, forwards and sideways to let you show your labels at almost any angle.

Code	Description	O/A Size (mm)	Pack
DT002	Fits tubes/panels up to 25mm	110(h)	6



Single point spring grip card holder suitable for variable card shapes and sizes. Suitable for rigid materials up to 1mm thick. Low cost and easy to wipe clean. The ideal card display size is 80 x 60mm.

Code	Colour	O/A Size (mm)	Pack
DT003	Stainless Steel (100mm)	68 x 100 x 80	10
DT004	Stainless Steel (200mm)	68 x 200 x 80	10

Our black PVC deli chalkboard tickets are suitable for all of the Deli Ticket Holders on this page.



Code	Description	O/A Size (mm)	Pack
DT005	Black PVC Price Cards	80 x 60	30
AB165	White Liquid Chalk Pens	2mm Nib	2

# Workplace Guidance Posters

## Safety Posters




The Health & Safety Information for Employees Regulations 1989 made it a legal requirement for all employers to display a Health and Safety Law Poster. Made from Semi Rigid PVC

HSL003	A3 unframed
HSL005	A3 framed

These full colour guidance posters are designed to provide both trained and untrained staff with essential information. Combining clear graphics and easy to read text, these posters are highly visible and fully updated with the latest safety and first aid information. Durable encapsulated construction.



HSP17 590 x 420mm



HSP18 590 x 420mm



HSP27 590 x 420mm



HSP19 590 x 420mm



HSP31 590 x 420mm




HSP16 590 x 420mm



HSP15 590 x 420mm



HSP01 590 x 420mm



HSP10 590 x 420mm



HSP20 590 x 420mm



HSP02 590 x 420mm



HSP32 590 x 420mm



HSP33 590 x 420mm



HSP29 590 x 420mm



HSP08 590 x 420mm



HSP03 590 x 420mm



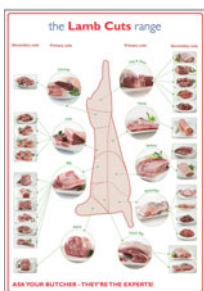
HSP05 590 x 420mm



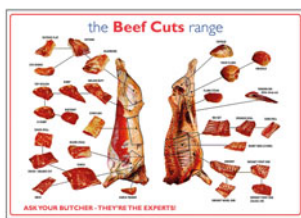
HSP34 590 x 420mm

## Butchers Best Cuts Posters


Ensure staff are aware of the detailed cuts of meat when it comes to beef, pork and lamb. These signs will also be beneficial within a butchers as to advertise the different cuts of meat a customer can purchase.



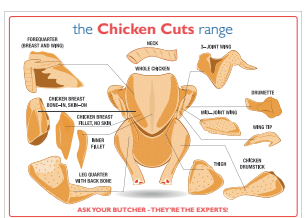
XMA039 590 x 420mm



XMA037 590 x 420mm



XMA038 590 x 420mm



XMA040 590 x 420mm

Can't find the sign you're looking for? Give us a call, our sales team will be able to assist you with your enquiry, providing you with expert help, advice and quotations.



## Catering First Aid Kits

Our Small and Medium size Catering First Aid Kits comply with British Standard requirements for the food industry, providing premium quality contents, stocked in a durable blue plastic case with integral carry handle.



Small Catering first aid kit



Medium Catering first aid kit

FA069 Small Catering First Aid kit

FA070 Medium Catering First Aid kit

Items	Small Kit	Medium Kit
First Aid Guidance Leaflet	1	1
HypaCover First Aid Dressing 12x12cm	2	4
HypaCover First Aid Dressing 18x18cm	2	3
HypaBand Triangular Bandages	2	3
HypaCover Eye Dressings	2	3
HypaPlast Washproof Plasters	40	60
HypaClean Sterile Wipes	20	30
HypaPlast Microporous Tape, 2.5cm	1	2
HypaTouch Nitrile Gloves (Pair)	6	9
HypaCover Finger Dressings	2	3
HypaGuard Face Shield	1	1
HypaGuard Foil Blanket	1	2
HypaSoothe Burn Dressing 10x10cm	1	2
Clothing Cutters	1	1
HypaBand Conforming Bandage, 7.5cm	1	2



FA036 Accident Book

## Bar/Kiosk First Aid Kits

Our Bar/Kiosk catering first aid kit gives smaller food service and catering workplaces the first aid supplies required to guarantee appropriate first aid can be administered when needed. The kit includes a multitude of items that are ideal for workplaces that involve preparing food, such as blue plasters, fingerstalls, gloves, strappings and burn gel sachets.



Items	Qty
First Aid Guidance Leaflet	1
HypaPlast Washproof Plasters (Blue)	20
HypaCover First Aid Dressing 12x12cm	2
HypaClean Moist Wipes	10
HypaBand Triangular Bandage	1
HypaPlast Waterproof Tape, 2.5cm (Blue)	1
Scissors Blunt/Blunt 3.5"	1
HypaBand Safety Pins	12
HypaTouch Disposable Gloves (Pair)	1
HypaSoothe Burn Gel Sachets, 6g	3

FA072 Bar/Kiosk Catering first aid kit

More First Aid Kits & Signs in our Fire & Safety Section on pages 94 & 95

## Prevent Slips, Trips & Falls in the Kitchen

A floor sign suitably placed helps prevent accidents, injuries and subsequent costly damages. Printed both sides and made from strong and lightweight moulded plastic that folds flat for easy storage. **Size:** 300mm (w) x 620mm (h) x 300mm (d). **Can be branded with your company logo.**



CODE  
FL032



CODE  
FL033



CODE  
FL034

**FREE!**  
Company branding



### How to order

- 1: Place your order using product code e.g. FL033
- 2: Email us your Company logo and contact details for the signs.
- 3: A proof of design will be sent for your approval before printing.



## Custom Made Floor Safety Stands

Personalise a safety sign with any message you want that would appropriately make people aware of a hazard within your workplace. A floor sign suitably placed helps prevent accidents, injuries and subsequent costly damages.

### How to order...

- 1: State the text required on your Floor Safety Stand.
- 2: State the product code and the quantity required.

CODE  
FL043

## Hazard Floor Tape



CODE  
FL013

Our 50mm x 33m hazard warning tape resists lifting, making it a reliable floor marking tape, as well as a useful general warning tape. The tape adheres well to different surfaces as long as they are clean and dry.

# Bar & Licensing Signs



## Age Verification & Bar Licensing Notices

Our range of pub licensing signs, help the licence holder or club premises certificate holder adhere to the mandatory licensing conditions required in relation to having an Age Verification policy in place regarding the sale of alcohol to the public. In accordance with The Weights & Measures Act, a sign must be displayed informing the customer of the specified quantities of Spirit Measures and Wine Measures sold on the premises.

### Free-standing or Wall Mounted

### Why not Frame it?

SN054B

Black A5 Frame. 17mm profile

SN054CC

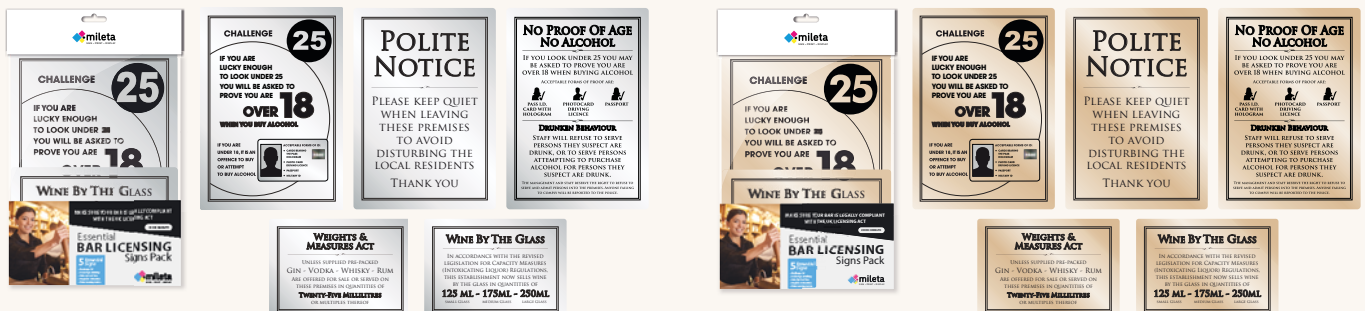
Black A4 Frame. 17mm profile

Our bar signs are printed on a 0.7mm thick aluminium with a choice of brushed gold or brushed silver finish. Each sign comes complete with strut-card for hanging or shelf display, plus self-adhesive pads for quick and easy fixing. *Give your signs a professional finish with our 17mm black aluminium snap-frames, complete with wall fixings and a strut-back for free-standing bar-top or shelf display.*



## Our Sign Essentials Bar Pack

Our Gold or Silver Sign Essentials Bar Pack contains 5 essential signs for any Hotel, Bar or Restaurant selling alcohol. Available unframed as standard or as a deluxe framed pack for more prestigious locations.



Code	Description
EMBLPK	Silver Sign Essentials Bar Pack (5 signs)

Code	Description
EMGLPK	Gold Sign Essentials Bar Pack (5 signs)



For a more professional looking finish, our Sign Essentials Bar Packs are available with sleek 17mm black metal snap frames and come complete with wall fixings and strut-backs for free-standing bar-top or shelf display.



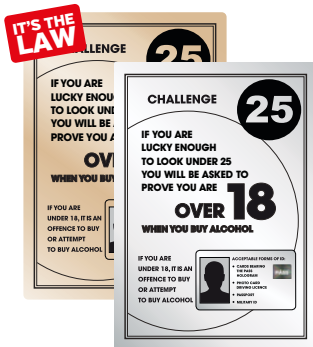
Code	Description
EMFSPK	Deluxe Framed Silver Sign Essentials Bar Pack (5 signs)

Code	Description
EMFGPK	Deluxe Framed Gold Sign Essentials Bar Pack (5 signs)



**Reducing our Carbon Footprint:** These Bar & Licensing signs are made of aluminium. They can be recycled at the end of their use. Aluminium is one of the most recyclable materials in the world, it is 100% recyclable.


A4 Portrait notices (210 x 297mm) • A5 Landscape Notices (210 x 148mm)



BL028	A4 Silver
BL028G	A4 Gold



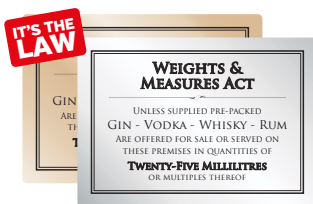
BL035	A4 Silver
BL035G	A4 Gold



BL001	A4 Silver
BL001G	A4 Gold



BL003	A4 Silver
BL003G	A4 Gold



BL005	25ml	A5 Silver
BL004	35ml	A5 Silver
BL005G	25ml	A5 Gold
BL004G	35ml	A5 Gold



BL008	A5 Silver
BL008G	A5 Gold

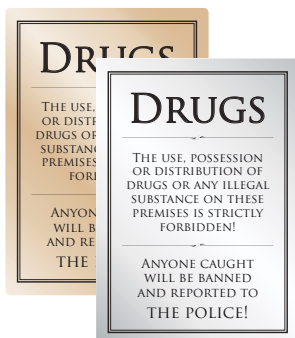


BL009	A5 Silver
BL009G	A5 Gold



BL007	A5 Silver
BL007G	A5 Gold

## Front of House Notices



BL018	A4 Silver
BL018G	A4 Gold



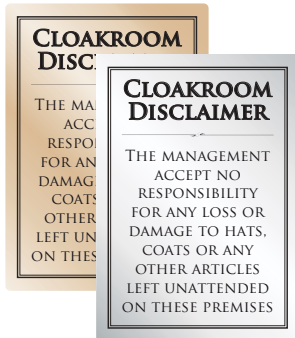
BL025	A4 Silver
BL025G	A4 Gold



BL020	A4 Silver
BL020G	A4 Gold



BL034	A4 Silver
BL034G	A4 Gold



BL021	A4 Silver
BL021G	A4 Gold



BL024	A4 Silver
BL024G	A4 Gold



BL036	A4 Silver
BL36G	A4 Gold



BL022	A4 Silver
BL022G	A4 Gold

**Frame it... for a Professional Finish!**

SN054B

Black A5 Frame

SN054CC

Black A4 Frame

# Bar & Licensing Signs


## Front of House Notices

Frame it... for a Professional Finish

A4 Portrait notices (210 x 297mm) • A5 Landscape Notices (210 x 148mm)



<b>SN054B</b>	Black A5 Frame
<b>SN054CC</b>	Black A4 Frame



<b>BL019</b>	A4 Silver
<b>BL019G</b>	A4 Gold



<b>BL037</b>	A4 Silver
<b>BL037G</b>	A4 Gold



<b>NW109</b>	A4 Silver
<b>NW110</b>	A4 Gold

Ideal for Nightclubs and Music Venues



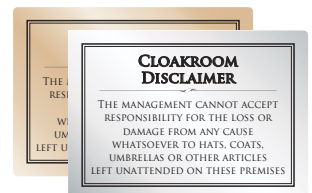
<b>HSN001</b>	110 x 75mm
Vinyl Sticker - Pack 5	



<b>BL030</b>	A5 Silver
<b>BL030G</b>	A5 Gold



<b>BL016</b>	A5 Silver
<b>BL016G</b>	A5 Gold

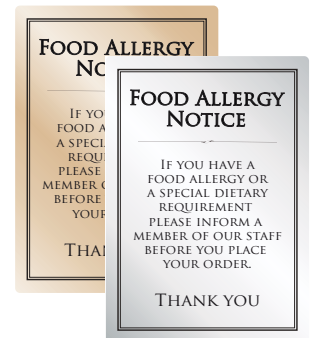


<b>BL013</b>	A5 Silver
<b>BL013G</b>	A5 Gold


## Customer Food Allergy Notices - Ask Before You Eat



<b>FAN026</b>	A4 Silver
<b>FAN024</b>	A4 Gold



<b>BL031</b>	A4 Silver
<b>BL031G</b>	A4 Gold



<b>FAN030</b>	A5 Silver
<b>FAN028</b>	A5 Gold



<b>BL029</b>	A5 Silver
<b>BL029G</b>	A5 Gold



**Reducing our Carbon Footprint:** These Bar & Licensing signs are made of aluminium. They can be recycled at the end of their use. Aluminium is one of the most recyclable materials in the world, it is 100% recyclable.

# Custom Made Bar Notices - Your choice of text and Branded with your logo!

Cannot find the sign you're looking for.... Create your own - With our easy to order custom made bar notice. No minimum orders.

Our bar signs are printed on a 0.7mm thick aluminium with a choice of brushed gold or brushed silver finish. Each sign comes complete with strut-card for hanging or shelf display, plus self-adhesive pads for quick and easy fixing.

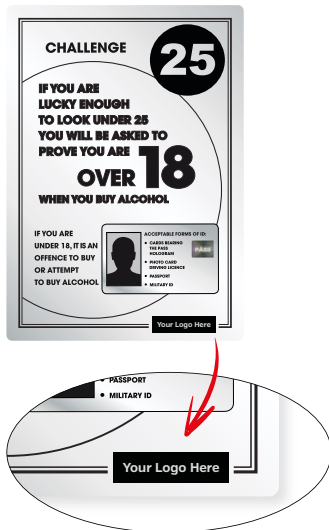
For our resellers we can add your company details to any of our off the shelf bar signs. We can also personalise for any pub group or for each establishment, Hotel, Pub or Restaurant chain. No minimum order, free design service. **Contact us today for further details on this custom branding print service.**



BL026	A4 Silver
BL026G	A4 Gold



BL027	A5 Silver
BL027G	A5 Gold



## How to order

1. Choose your sign size and colour using the product code.
2. State the quantity required of your custom notice.
3. Send us the text you require adding to the notice.
4. We will design and send a proof for approval before printing.

**Please note:** We can add images, safety symbols and corporate logos.

## Example order:

Qty 2 - BL026

**Text:** Drunken behaviour and the use of bad language will not be tolerated on these premises. Staff suspecting anyone to be drunk or causing offence will not be served and asked to leave the premises.

**Your sign designed ready for approval / print.**



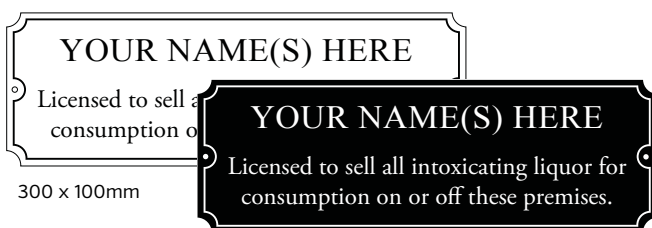
## Why not Frame it for a professional finish?

SN054B	Black A5 Frame. 17mm profile
SN054CC	Black A4 Frame. 17mm profile

## Licensee Name Plates

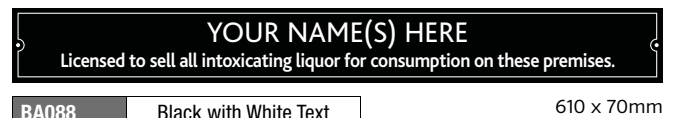


BL042	White with Black Text	BL043	Black with White Text
-------	-----------------------	-------	-----------------------



BL044	White with Black Text	BL045	Black with White Text
-------	-----------------------	-------	-----------------------

Personalised with the licensee's name, ideal for placing above the entrance to your premises. Exterior Grade 1.6mm Engraving Laminated



BA088W	White with Black Text	610 x 70mm
--------	-----------------------	------------



BA087	Black with White Text	610 x 70mm
-------	-----------------------	------------



BA087W	White with Black Text	610 x 70mm
--------	-----------------------	------------

# Bar & Licensing Signs

## Dog Friendly Pub & Bar Signs

As the saying goes, dogs really are man's best friend and that's no exception when people decide to go for a drink or meal out, often choosing where to go depending on whether they can take their faithful pooch or not! Whether you have a dog friendly beer garden, outside eating area or a cosy seat by the fire in a country pub, our range of dog friendly signs and stickers are ideal for helping to boost your revenue and letting your customers know if your premises, or areas of your establishment, are dog friendly. From window stickers to signs suitable for exterior or interior use, make it known that your establishment or certain areas of it are dog friendly with our range of notices.

## Exterior Wall / Door Plaques

1.6mm Gold or Silver exterior grade laser laminate. This product can be easily drilled for screw fixing to any door or wall.  
A4 Portrait notices (210 x 297mm) • A5 Landscape Notices (210 x 148mm) • Discs 150mm diameter.



DG001S	Silver
DG001G	Gold



DG002S	Silver
DG002G	Gold



DG003S	Silver
DG003G	Gold



DG004S	Silver
DG004G	Gold



DG015S	A4 Silver
DG015G	A4 Gold



DG014S	A4 Silver
DG014G	A4 Gold



DG016S	A4 Silver
DG016G	A4 Gold




DG009S	A4 Silver
DG009G	A4 Gold



DG017S	A4 Silver
DG017G	A4 Gold

## Window Stickers

Let your customers know that you are a dog-friendly pub with this eye-catching window sticker. Stick on the inside of the window to be read from the outside. Size: 150mm diameter, round vinyl sticker.



Code	DG018
------	-------



Code	DG020
------	-------



Code	DG019
------	-------



Code	DG021
------	-------

## Interior Dog Friendly Notices

0.7mm Gold or Silver metal notices. Free standing or wall display. Fixings supplied.



DG005S	A4 Silver
DG005G	A4 Gold



DG006S	A4 Silver
DG006G	A4 Gold



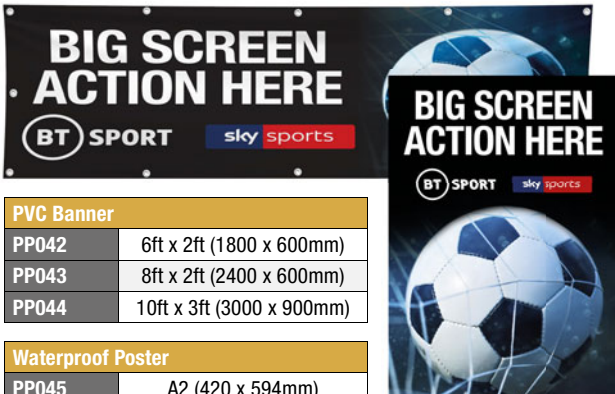
DG007S	A4 Silver
DG007G	A4 Gold





## Pub Promotional Sports Banners & Posters

Get noticed, bring in the crowds for sporting events, with our off the shelf pre-designed Sport banners and waterproof posters.



PVC Banner	
PP042	6ft x 2ft (1800 x 600mm)
PP043	8ft x 2ft (2400 x 600mm)
PP044	10ft x 3ft (3000 x 900mm)

Waterproof Poster	
PP045	A2 (420 x 594mm)



PVC Banner	
PP046	6ft x 2ft (1800 x 600mm)
PP047	8ft x 2ft (2400 x 600mm)
PP048	10ft x 3ft (3000 x 900mm)

Waterproof Poster	
PP049	A2 (420 x 594mm)

## FREE Design Service...

From simple business promotions to grand openings, we can create banners and posters for all occasions. Our experienced design studio can print from artwork you supply or we can create an eye-catching design for you.




PVC Banner	
PP050	6ft x 2ft (1800 x 600mm)
PP051	8ft x 2ft (2400 x 600mm)
PP052	10ft x 3ft (3000 x 900mm)

Waterproof Poster	
PP053	A2 (420 x 594mm)

## Pre-Designed Banners & Posters

We have a vast range of pre-designed banners and posters to suit most hospitality events and promotions. **Simply contact us with your requirements.**



## Personalised Home Bar Products

These fun and practical home bar products are a perfect addition to any home bar, or man cave and can be personalised to suit any occasion. You can include your own colours, themes, text and even photographs or images for a completely bespoke bar runner creating a unique gift for Christmas, Birthdays, Father's Day, Mother's Day, special occasions, or even just for fun. We offer a free design service on this product, simply email over your design idea when you have placed your order. A proof will be sent for approval before printing.

### Bar Runner / Drip Mat



PP054
Overall Size: 440 x 250mm
Printable Area: 400 x 210mm

### Coasters



PP055
Pack of 4 with coaster holder
Size: 88 x 88mm

### Bottle Opener



PP056
Pack of 1
Size: 117 x 40mm


### Glass Chopping Board



PP057
Pack of 1
Size: 300 x 200mm

**How to order:** State product code and quantity required on your order. Send us your own artwork or design guide, as we can design for you. Prices as shown in the price list, subject to sight of artwork. No minimum order. Proof of design sent for approval prior to printing.

# Bar & Licensing Signs

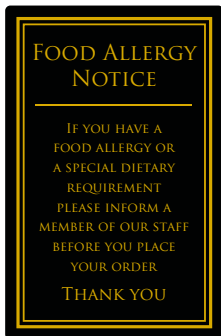


## Traditional Age Verification & Bar Licensing Notices

Our traditional bar notices are printed on a rigid black 1.75mm thick, recyclable fibre board with gold text. Each sign comes complete with strut-card for hanging or shelf display, plus self-adhesive pads for quick and easy fixing. *Give your signs a professional finish with our elegant dark wood mahogany frames, which come complete with wall fixings and a strut-back for free-standing bar-top or shelf display.*



Portrait notices: 170 x 260mm. Framed Portrait notices: 200 x 290mm. Landscape notices: 170 x 110mm. Framed Landscape notices: 200x 140mm.



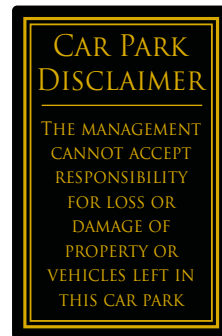
BA212	Sign Only
BA212 MA	Framed Sign



BA211	Sign Only
BA211 MA	Framed Sign



BA123	Sign Only
BA123 MA	Framed Sign



BA010	Sign Only
BA010 MA	Framed Sign



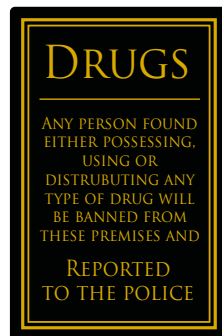
BA213	Sign Only
BA213 MA	Framed Sign



BA216	Sign Only
BA216 MA	Framed Sign



BA214	Sign Only
BA214 MA	Framed Sign



BA011	Sign Only
BA011 MA	Framed Sign



BA031	Sign Only
BA031 MA	Framed Sign



BA125	Sign Only
BA125 MA	Framed Sign



**Reducing our Carbon Footprint:** These bar signs are manufactured from 75% recycled fibre board. This pure black, 1.75mm rigid board has been specially developed for POS display and is FSC® eco-friendly compliant with ISO 14001, ISO 50001, ISO 9001 and REACH. They can be recycled at the end of their use.

BA002 Sign Only BA002 MA Framed Sign	BA021 Sign Only BA021 MA Framed Sign	BA097 Sign Only BA097 MA Framed Sign	BA200 Sign Only BA200 MA Framed Sign	BA120 Sign Only BA120 MA Framed Sign
BA001 Sign Only BA001 MA Framed Sign	BA004 Sign Only BA004 MA Framed Sign	BA013 Sign Only BA013 MA Framed Sign	BA119 Sign Only BA119 MA Framed Sign	BA008 Sign Only BA008 MA Framed Sign



## Our Traditional Essentials Bar Licensing Sign Pack

A must have for any pub, bar, restaurant or hotel selling alcohol. The signs in this 5 sign pack conforms to the most commonly used measures in the UK. Available unframed as standard or as a deluxe framed pack for more prestigious locations.



**Deluxe 5 Sign Framed Bar Pack**

Code	Description
EBLPK	Unframed Traditional Essential Bar Licensing Sign Pack (5 signs)

Code	Description
EBLPKFR	Framed Traditional Essential Bar Licensing Sign Pack (5 signs)

## Custom Made Bar Notices - Your choice of text!

Cannot find the sign you're looking for.... Create your own - With our easy to order custom made bar notices. - Available in 2 sizes, unframed or with a wooden mahogany frame.

**Portrait notices:** 170 x 260mm. **Landscape notices:** 170 x 110mm. **Framed Portrait notices:** 200 x 290mm. **Framed Landscape notices:** 200x 140mm.

BA203 Sign Only	BA203 MA Framed Sign
-----------------	----------------------

BA202 Sign Only	BA202 MA Framed Sign
-----------------	----------------------

### How to Order Your Custom Sign

- 1 Choose your sign size using the product code. Sign only or framed options available for both sizes.
- 2 State the quantity required of your custom sign.
- 3 Confirm the text you require adding to your sign.
- 4 We will design and send a proof for approval before printing. Lead time 3-5 working days from approval of proof.

# Wall Mounted Information Boards

## Neptune Information Points

Attract your customers attention - Quick & Easy Information Change!

Stand out with these eye-catching custom printed information points. Full colour digitally printed panels with satin silver 'snap-open, snap-shut' frames, which make it quick and easy to display and update your menus and special offers or your latest news and forthcoming events. Supplied with satin silver stand-off wall mounts for that professional look.



### How to Order

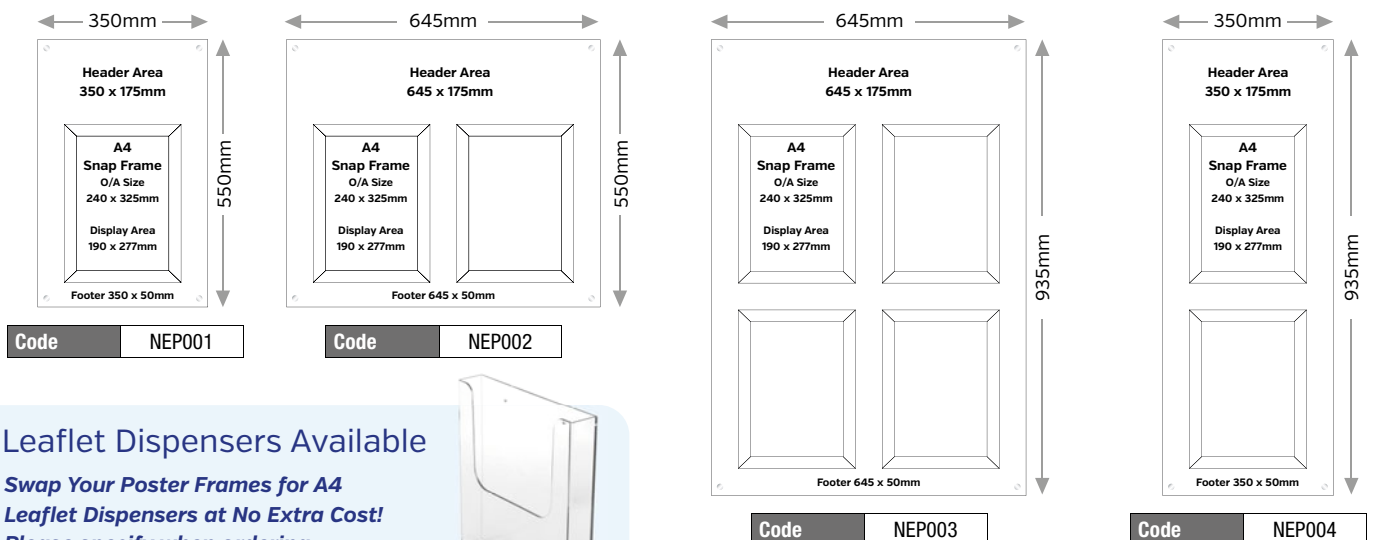
Simply select a panel and send us your artwork or design brief. Any logos, in-house styles or design requirements must be clearly explained in an email and supplied in high quality PDF or JPG format. Our design team will work with you to create the panel to your specifications and a proof will be provided for approval before going to print.

Supplied with Satin Silver Stand-Off wall mounts for a professional finish!



### The Range

If you can't find the configuration that suits your needs, contact us and we can design and manufacture one for you.

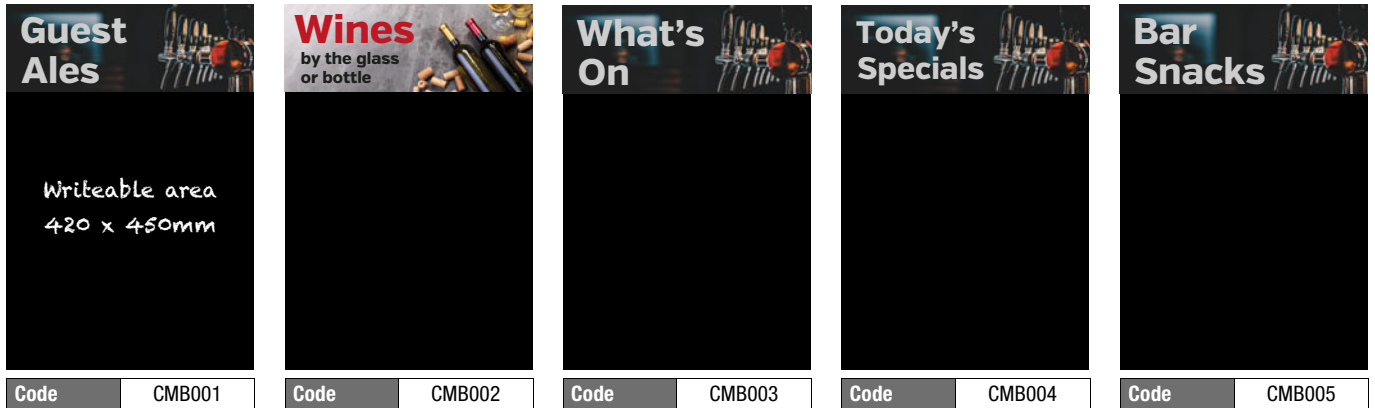


Leaflet Dispensers Available  
 Swap Your Poster Frames for A4 Leaflet Dispensers at No Extra Cost!  
 Please specify when ordering.



## Write On - Wipe Off Bar Message Boards

Our 6mm thick write on - wipe off Bar Message Boards are suitable for liquid chalk pens and soft chalk. Choice of 5 pre-designed headers. **Overall size:** 420mm x 600mm. Comes complete with concealed wall hanging fixings.



## Custom Printed Bar Message Boards

Your choice of text, your design. Get your brand message across!

### How to Order

- 1 Specify the product code, CMB006 and the text that is required. Send us your design brief via email, along with any logos, images or photos you wish to incorporate. Images must be sent in high resolution JPG or PDF format.
- 2 Confirm the quantity you need. A proof will be provided for approval.

**Full colour vinyl header - Size:** 420mm x 150mm with **Protective mat-laminate finish**

Our custom printed bar message boards are perfect for big and bold full colour printing to really make your brand message stand out! Ideal for photo printing. Comes complete with concealed wall hanging fixings.

Code	CMB006
------	--------



See page 33 for our full range of liquid chalk pens

## Leaflet Dispensers

### Portrait Freestanding Dispensers



Code	Size	Dimensions (mm)
CT001	1/3 A4	113(w) x 198(h) x 83(d)
CT002	A5	164(w) x 198(h) x 83(d)
CT003	A4	224(w) x 291(h) x 96(d)
CT012	Bus Card	95(w) x 55(h) x 39(d)

These durable literature dispensers are moulded from 2mm thick rigid clear styrene. Perfect for countertop display.

### Portrait Wall Mounted Dispensers



Code	Size	Dimensions (mm)
CT006	1/3 A4	114(w) x 165(h) x 40(d)
CT007	A5	163(w) x 165(h) x 40(d)
CT008	A4	231(w) x 249(h) x 40(d)

These durable literature dispensers are moulded from 2mm thick rigid clear styrene. Complete with holes for fixing to walls with screws.

See Page 13 for Exterior Wall Mounted Dispensers with Lids

## Framed Chalkboard Panels



High quality UK made 6mm exterior grade moisture resistant melamine chalkboards, suitable for use with chalk or liquid chalk pens. The frames are manufactured from European Redwood and finished in a Dark Oak wood stain.

- ✓ Available in 3 sizes: A3, A2, A1
- ✓ 6mm exterior grade, moisture resistant melamine panel
- ✓ Solid dark oak wood frame
- ✓ For chalk & liquid chalk pens
- ✓ Easy to clean, anti-glare writing surface
- ✓ Indoor and outdoor use
- ✓ Supplied with fixings and fittings for wall mounting
- ✓ Can be used with an easel for freestanding display.

Code	Size	Writeable Area (mm)	O/A Size (mm)	Weight
STY002	A3	209 x 332	297 x 420	0.7 kg
STY003	A2	332 x 505	420 x 594	1.1 kg
STY004	A1	506 x 753	594 x 841	2.0 kg

## Chalkboard Poster Case



High quality poster case with chalkboard back panel and clear acrylic front cover. Hinges to allow for poster insert and closes shut with a latch on the side. Suitable for use with chalk or liquid chalk pens. Supplied with wall fixings.

- ✓ Available in 3 sizes: A4, A3, A2
- ✓ 6mm exterior grade, moisture resistant melamine panel
- ✓ Solid dark oak wood frame
- ✓ For chalk & liquid chalk pens
- ✓ Protective acrylic front cover
- ✓ Easy to clean, anti-glare writing surface
- ✓ Indoor and outdoor use
- ✓ Supplied with fixings and fittings for wall mounting
- ✓ Hook and latch locking mechanism

Code	Size	Writeable Area (mm)	O/A Size (mm)	Weight
SPC001	A4	210 x 297	296 x 386	0.75 kg
SPC002	A3	297 x 420	386 x 506	1.4 kg
SPC003	A2	420 x 594	505 x 680	2.8 kg

## Freestanding Chalkboard Easel



- ✓ Simple, low-cost design
- ✓ No tools required
- ✓ Also suitable for panels (max 13mm thick) or poster frames up to 800 x 1200mm/A0 in portrait or landscape orientation
- ✓ Option to buy complete with a framed A1 chalkboard panel.

Code	O/A Size (mm)	Weight
AB148	Easel Only - 662(w) x 1400(h) x 735(d)	5.0 Kg
AB148FR	Easel Complete with Framed A1 Panel	8.5 Kg

## Table Top Chalkboard & Easel



Be sure to get your message across with our table top chalkboards. Perfect for cafe tables, bars, till counters and more. Ensure your customers are engaged appropriately with our quirky message boards.

Code	Size	Writeable Area (mm)
AB115	A5 (210 x 148mm)	210 x 148mm
AB116	A4 (297 x 210mm)	297 x 210mm

# Chalkboard Panels & Table Top Message Boards

## Chalkboard Panels - Best Selling, Double Sided



Our high quality, UK made, chalkboard panels are made from 6mm thick moisture resistant melamine panels and are suitable for use with chalk or liquid chalk pens. Comes complete with brass wall fixings. Can be easily drilled to accommodate stand-off wall mounts. Stainless steel stand-off fixings sold separately, see below.

Code	Panel Size (mm)	Weight
MLP001	A3 (297 x 420mm)	0.7 Kg
MLP002	A2 (420 x 594mm)	1.3 Kg
MLP003	A1 (594 x 841mm)	2.7 Kg



Code	<b>DS075</b>
Colour	Stainless Steel
Diameter	13mm
Length	19mm

## Curved Top Countertop Chalkboards

Made from 6mm thick melamine panels and suitable for use with chalk or liquid chalk pens. Perfect for cafe tables, bars, till counters and more.



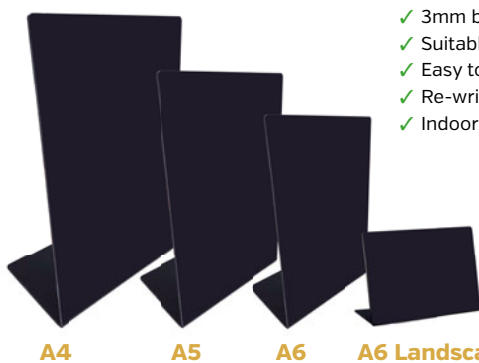
Code	O/A Size (mm)	Weight
MLP004	A5 (148w x 240h x 58d)	0.25 Kg
MLP005	A4 (210w x 317h x 58d)	0.5 Kg
MLP006	A3 (297w x 450h x 58d)	0.9 Kg



Code	O/A Size (mm)	Weight
MLP007	A5 (148w x 240h x 58d)	0.25 Kg
MLP008	A4 (210w x 317h x 58d)	0.5 Kg
MLP009	A3 (297w x 450h x 58d)	0.9 Kg

## Acrylic Table Top Message Boards

Modern black satin finish acrylic message boards.



Code	Size	O/A Size (mm)	Weight
STY011	A6 Portrait	105(w) x 148(h) x 60(d)	0.1 kg
STY025	A6 Landscape	148(w) x 105(h) x 60(d)	0.1 kg
STY012	A5 Portrait	148(w) x 210(h) x 60(d)	0.2 kg
STY013	A4 Portrait	210(w) x 297(h) x 60(d)	0.3 kg



Code	Size	O/A Size (mm)	Weight	Pack
STY018	Small	150 x 50	0.1 kg	2
STY019	Large	200 x 100	0.3 kg	2

# Acrylic Table Top Message Boards

## Mini Tabletop A-Board



Our Stylotab Shadow range is the perfect free-standing tabletop promotional product for any Hotel, Cafe, Bar or Restaurant establishment.

- ✓ Size - 105mm (w) x 150mm (h) x 105mm (d)
- ✓ Supplied on 3mm black acrylic with a smooth satin finish.
- ✓ This product is reversible - can be written on both sides.
- ✓ Re-writeable, easy to clean, anti-glare writing surface.
- ✓ Suitable for indoor use only.
- ✓ Suitable for liquid chalk pens only.

Code	O/A Size (mm)	Weight	Pack
STY059	105(w) x 150(h) x 105(d)	0.5 Kg	2

## Shaped Acrylic Table Top Message Boards

- ✓ 3mm black acrylic with smooth satin finish.
- ✓ Suitable for liquid chalk pens only.
- ✓ Easy to clean, anti-glare writing surface.
- ✓ Re-writeable surface.
- ✓ Indoor use only.



STY060 - Pk2 Double Sided



STY061 - Single Sided



STY063 - Single Sided



STY062 - Pk2 Double Sided



STY064 - Pk2 Double Sided



STY065 - Single Sided



STY066 - Single Sided

Code	Description	O/A Size (mm)	Weight	Pack
STY060	Chef Special landscape tent tabletop message board	210(w) x 148(h) x 105(d)	0.5 kg	2
STY061	Chefs Special angled portrait tabletop message board	210(w) x 300(h) x 100(d)	0.5 kg	1
STY062	Cocktail Specials landscape tent tabletop message board	210(w) x 148(h) x 105(d)	0.5 Kg	2
STY063	Cocktail Specials angled portrait tabletop message board	210(w) x 300(h) x 100(d)	0.5 Kg	1
STY064	Beer Pump & Barrel landscape tent tabletop message board	210(w) x 148(h) x 105(d)	0.5 Kg	2
STY065	Beer Pump & Barrel angled portrait tabletop message board	210(w) x 300(h) x 100(d)	0.5 Kg	1
STY066	Coffee Cup angled portrait tabletop message board	210(w) x 300(h) x 100(d)	0.5 Kg	1

## Festive Acrylic Table Top Message Boards



Our Festive message board range is the perfect product for promoting any Events, Special offers or Deals at Christmas.

- ✓ 3mm black acrylic
- ✓ Liquid chalk pens only.
- ✓ Anti-glare writing surface.
- ✓ Re-writeable surface.
- ✓ Indoor use only.



Code	Description	O/A Size (mm)	Weight
STY067	Jingle Bells	148 x 150 x 100	0.5 kg
STY068	Snowman		
STY069	Christmas Tree		
STY070	Holly		
STY071	Reindeer		



# Chalk it up...

Explore our colourful range of liquid chalk pens, with various size nibs in assorted colours. Use our pens on any non-porous surface, indoors and outdoors. Chalk pens are versatile and can be used on a range of **chalkboards, message boards, windows, glass, ceramic, metal** and **plastic**.



## Bullet Tip Interior/Exterior Liquid Chalk Pens



**CMP001**  
**Pk 4**  
1.8-2.5mm Nib  
White



**CMP002**  
**Pk 4**  
1.8-2.5mm Nib  
Multi-Colour



**CMP003**  
**Pk 8**  
1.8-2.5mm Nib  
Multi-Colour

Code	Nib Size	Pack Quantity	Colour
CMP001	1.8 - 2.5mm	4	White
CMP002	1.8 - 2.5mm	4	Multi-Colour (White, Yellow, Red & Blue)
CMP003	1.8 - 2.5mm	8	Multi-Colour (White, Yellow, Red, Blue, Green, Pink, Orange & Violet)

## Chisel Tip Interior/Exterior Liquid Chalk Pens



**CMP004**  
**Pk 1**  
8mm Nib  
White



**CMP005**  
**Pk 4**  
8mm Nib  
Multi-Colour




**CMP006**  
**Pk 8**  
8mm Nib  
Multi-Colour

Code	Nib Size	Pack Quantity	Colour
CMP004	8mm	1	White
CMP005	8mm	4	Multi-Colour (White, Yellow, Red & Blue)
CMP006	8mm	8	Multi-Colour (White, Yellow, Red, Blue, Green, Pink, Orange & Violet)

# Table Top Menu & Poster Displays

## Single Sided Clear Acrylic Displays




Our single sided poster holders are angled for optimum viewing from above and make it quick and easy to change inserts. They are manufactured from hard wearing high quality 2mm thick acrylic and feature polished edges to display your printed menus, offers, or price cards in a professional way.

PORTRAIT		
Code	Paper Size	O/A Size (mm)
RS154	A8	74 x 52
RS155	A7	74 x 105
RS156	A6	105 x 148
RS157	1/3 A4	99 x 210
RS035	A5	148 x 210
RS036	A4	210 x 297

LANDSCAPE		
Code	Size	O/A Size (mm)
RS148	A8	52 x 74
RS149	A7	105 x 74
RS150	A6	148 x 105
RS151	A5	210 x 148
RS152	A4	297 x 210

## Double Sided Clear Acrylic Displays



Our double sided displays stand straight for optimum viewing from both sides and make it quick and easy to change inserts. They are manufactured from hard wearing high quality 2mm thick acrylic and feature polished edges to display your printed menus, offers, or price cards in a professional way.

PORTRAIT		
Code	Paper Size	O/A Size (mm)
RS165	A8	74 x 52
RS166	A7	74 x 105
RS167	A6	105 x 148
RS092	1/3 A4	99 x 210
RS037	A5	148 x 210
RS038	A4	210 x 297

LANDSCAPE		
Code	Paper Size	O/A Size (mm)
RS159	A8	52 x 74
RS160	A7	105 x 74
RS161	A6	148 x 105
RS162	A5	210 x 148
RS163	A4	297 x 210

## 3 Sided Clear Acrylic Display



This 1/3 A4 Clear Acrylic Three Sided Menu Holder is great way to promote menus and promotional offers on a counter or table.

- ✓ Available in 1/3 A4 size.
- ✓ Free-standing 3 sided menu holder for paper or card.
- ✓ Triple sided advertising.
- ✓ The base offers easy access to update your message.

Code	Paper Size	O/A Size (mm)
RS206	1/3 A4 (99x210mm) x 3	100 x 215 x 90

## Clear Acrylic Menu Holders



These clear acrylic menu card holders are most commonly used by cafés, snack bars, pubs and restaurants to hold menus or promotional inserts on counters, table tops and shelves.

- ✓ Sold in packs of 10
- ✓ For inserts up to 5mm thick
- ✓ 2mm clear high impact acrylic
- ✓ Available in 4 Sizes.

Code	Width (mm)	Pack Size
RS053	50(w) x 40(h) x 90(d)	10
RS063	75(w) x 40(h) x 90(d)	
RS054	100(w) x 40(h) x 90(d)	
RS064	150(w) x 40(h) x 90(d)	

## Oval Base Double-Sided Portrait Clear Acrylic Display



Bring some style and professionalism to your business by displaying your menus, posters or promotional inserts in these sleek oval based menu and poster holders. These are an excellent way to display any information.

- ✓ Made of injection moulded polystyrene (GPSS)
- ✓ Available in three sizes: A6, A5 and A4
- ✓ Oval bases with round edges - stylish and easy to clean
- ✓ Thumb slot on top edge for quick and easy poster removal

Code	Paper Size	O/A Case Size (mm)
RS169	A6 (105 x 148mm)	124(w) x 157(h) x 65(d)
RS170	A5 (148 x 210mm)	170(w) x 215(h) x 70(d)
RS171	A4 (210 x 297mm)	232(w) x 303(h) x 90(d)





# Wooden Table Top Menu Holders

## Numbered Menu Holders

Our table top wooden menu blocks have 2 x 3mm gaps to hold multiple menus or other inserts. Available with either a brushed gold or silver metal plate. Please state required plate colour and numbers when ordering.



Code	Block Colour	
AB124	Light Wood	
AB124 DW	Dark Wood	
O/A Size (mm)	Menu Slots	Insert Depth
90(w) x 90(h) x 90(d)	2 x 3mm	45mm

## Chalkboard Menu Holders

These adaptable 3mm thick chalkboard wooden menu holders are perfect for restaurants, cafés and bars that want to easily change their table numbers or names, whilst safely storing their menus upright.



Code	Block Colour		
AB085	Dark Wood		
AB085 LW	Light Wood		
O/A Size (mm)	Front (mm)	Back (mm)	Gap (mm)
200(w) x 205(h) x 70(d)	200 x 100mm	200 x 180	20

## Personalised Options

**Full colour branding plate.** Gold and Silver options available.



Code	Block Colour
AB125	Dark Wood
AB125 LW	Light Wood

## Personalised Options

**Full colour branding plate.** Gold and Silver options available.



Code	Block Colour
AB156	Dark Wood
AB156 LW	Light Wood

**HOW TO ORDER:** Simply select the colour of the base and branding plate you require and state the product code and quantity. Send us your artwork or design brief. Any logos, in-house styles or design requirements must be clearly explained in an email and supplied in high quality PDF or JPG format. A proof will be provided for approval before going to print.

## Wooden Clip Board



Our high quality, UK made, clipboards are a simple and practical solution for presenting your menus or specials to customers and available in two sizes to hold menus up to A4 in size. Manufactured from 6mm plywood, supplied from FSC approved sustainable sources.

Code	O/A Size (mm)
MLP011	A5 (155w x 220h)
MLP010	A4 (220w x 330h)

## Wooden Menu Holder



Our high quality, UK made, twin panel menu holders are manufactured from 18mm thick pine panels and are ideally suited for menus up to A3 in size. **Weight:** 0.4 Kg



**Branding Options Available Contact Us for Details**

Code	O/A Size (mm)
MLP012	110(w) x 110(h) x 177(d)

# Table Top Menu Holders

## Laser Engraved Menu Holders - **NEW** Metallic Gold & Silver

Made from a 1.6mm thick laser laminate, these menu card holders are most commonly used by cafés, snack bars, pubs and restaurants to hold menus or promotional inserts for table tops.

Plain Menu Holders - Sold in Packs of 5			
Code	Colour	O/A Size (mm)	Qty
RS235	White	90(w) x 45(h) x 75(d)	Pack 5
RS236	Black		
RS237	Metallic Gold		
RS238	Metallic Silver		

Numbered Engraved Menu Holders - Sold individually			
Code	Colour	O/A Size (mm)	Qty
RS222	White	90(w) x 45(h) x 75(d)	1
RS223	Black		
RS224	Metallic Gold		
RS225	Metallic Silver		



**HOW TO ORDER:** Simply select the colour you require and state the product code and quantity. If you require numbers, please inform us of the numbers you need and ensure this matches the quantity you require - *e.g. Numbers required: 30 to 40. Order quantity: 11 units in total*

## Numbered or Personalised Menu / Leaflet Holders

These metal single channel table information holders are ideal to hold menus, leaflets or promotional literature. Available in 3 standard colours with the options of plain or numbered holders as standard. To hold literature from A6 to A4 in size. Internal use only.



Plain Menu Holder	
Code	Metal Colour
RS117	Gloss White
RS118	Brushed Gold
RS119	Brushed Silver

Numbered Menu Holder	
Code	Metal Colour
RS120	Gloss White
RS121	Brushed Gold
RS122	Brushed Silver

Custom Printed Menu Holder	
Code	Metal Colour
RS120BR	Gloss White
RS121BR	Brushed Gold
RS122BR	Brushed Silver

## How to Order Your Custom Printed Menu Holders & Table Numbers

For our personalised options, simply select the colour and state the product code and quantity you require. Brushed Gold and Silver are ideal for 1 and 2 colour printing and Gloss White for full colour printing. **Please note that we cannot print white**, so any areas of white within your design/logo will show through as the base colour. Any logos, in-house styles or design requirements must be clearly explained in an email and supplied in high quality PDF or JPG format, a proof will be provided for approval before going to print. **We offer a free design service but a minimum order of 10 units to avoid a set-up charge.** Lead time 3 - 5 working days from proof approval.

# More Than Just a Table Number...

It's an Essential Marketing Tool for Your Business!



## The Emperor Range - Custom Printed Table Numbers

Personalise these table numbers with your own full colour design, adding your corporate identity in your brand colours and style, add photos and QR codes to enhance your design further. Ideal for any hospitality setting, these personalised slimline tall table numbers will enhance your tables while promoting a professional and corporate image throughout your venue.

- Ideal for adding QR codes to interact with customers
- Gloss White is perfect for vivid full colour printing
- Brushed Gold or Silver is ideal for single/two colour print
- Free design service\* - minimum order 10 units.
- Increase Brand Awareness & Interact with Customers
- Let Customers Order & Pay From Their Table
- Download or View Your Menus on their Smart Phone
- Get Customers to Visit Your Social Media
- Inform Customers What's On & Your Future Events



Code	Gloss White Metal
RS129BR	Tall 75(w) x 250(h) x 110(d)
RS239BR	Short 75(w) x 125(h) x 110(d)


Code	Brushed Gold Metal
RS130BR	Tall 75(w) x 250(h) x 110(d)
RS240BR	Short 75(w) x 125(h) x 110(d)

Code	Brushed Silver Metal
RS131BR	Tall 75(w) x 250(h) x 110(d)
RS241BR	Short 75(w) x 125(h) x 110(d)

\*Minimum Order subject to sight of artwork and based on one design for all units. Multiple/individual designs or QR codes per unit to be quoted.

## The Emperor Range - Slimline Metal Table Numbers

These metal table numbers are a popular choice for Hotels, Cafés, Bars & Restaurants. Any Number or Letter can be ordered and are printed on both sides. Tall table number: Height: 250mm. Base: 75x110mm. Short Table Number: Height: 125mm. Base: 75x110mm




Code	Gloss White
RS129	Tall 75(w) x 250(h) x 110(d)
RS239	Short 75(w) x 125(h) x 110(d)

Code	Brushed Gold
RS130	Tall 75(w) x 250(h) x 110(d)
RS240	Short 75(w) x 125(h) x 110(d)

Code	Brushed Silver
RS131	Tall 75(w) x 250(h) x 110(d)
RS241	Short 75(w) x 125(h) x 110(d)

# QR Code Table Ordering

**Scan & Deliver!** - Deliver the best quality of service to your customers with our range of QR Code table number products!



### How to Order:

1. Choose your required product and state the code and colour.
2. Send us your design brief along with your QR code or codes.
3. If a different QR code is required for each table. An additional set-up charge would apply.
4. If you require the same design and QR code on each plate. Set up is free, no additional charge.
5. A proof of design will be sent for your approval before going to print.
6. Lead time 3 - 5 working days from approval of artwork.

### QR Code Artwork Guidelines:

- For full colour print, your QR codes must be supplied in high quality PNG format with transparent background.
- Laser engraved QR codes must be supplied in Vector .EPS or .SVG format. JPG, PNG or other photo image formats cannot be used for laser engraving. The laser has to follow a path.
- Artwork templates and QR Code creation guides available on request.

## Metal Photo QR Code Range

Our Metal Photo QR Code Range is custom designed to your specifications. With 3 styles to choose from, they are printed in full colour onto a 0.7mm thick gloss white aluminium plate and come complete with high-tack adhesive backing for ease of application. Our 100 x 100mm and 100 x 60mm plates are suitable for both indoor and outdoor use. Our table tent style notice is printed on both sides and is suitable for indoor use only - ideal for hotel rooms for room service or guest information. We offer a free design service but a minimum order of 10 units is required.



DS081 100 x 100mm



DS082 100 x 60mm

*Portrait or Landscape*



DS080 100 x 60 x 60mm

## Laser Engraved QR Code Range

Suitable for both indoor and outdoor use, with a choice of coloured 1.6mm thick laser laminates and 3 standard sizes, our laser engraved QR Code Range can be custom designed to your specifications. However, we can cut custom sizes and shapes to order. Each plate comes with a strong high-tack adhesive backing for ease of application or can be supplied with laser-cut holes for screw fixing. We offer a free design service but a minimum order of 10 units is required. Please see the How To Order and QR Code Artwork Guidelines above or contact the office for further details and assistance.



DS076 100 x 100mm



DS077 100 x 60mm

*Portrait or Landscape*

*State on order if holes are required for screw fixing*



DS078 60mm Diameter

Laser Laminate Material Colour Swatch - Other colours available on request.

<b>TEXT</b>	<b>TEXT</b>	<b>TEXT</b>	<b>TEXT</b>	<b>TEXT</b>	<b>TEXT</b>	<b>TEXT</b>
Brushed Gold Black Text	Brushed Silver Black Text	Black White Text	White Black Text	Red White Text	Blue White Text	Yellow Black Text

**See our Hotel & Leisure section for our QR Code Customer Review Signs**

## Engraved Patio Table number discs - 38mm Diameter

Our 38mm diameter Laser engraved number discs are ideal for outdoor cafe, bar, and restaurant tables. These numbered discs are also ideal as seating numbers for stadiums, theatres or concert venues. Can also be used as locker numbers or cloakroom numbers. Suitable for indoor and outdoor use. Material: 1.6mm laser laminate. Up to 3 figure numbers or letters. Choice of self adhesive backing or supplied with screw holes. [Screws not supplied]

RS194	White (Black Number)	RS195	White (Black Text & Number)	RS226	White (Black Text & Symbol)
RS031	Brushed Gold (Black Number)	RS137	Brushed Gold (Black Text & Number)	RS227	Brushed Gold (Black Text & Symbol)
RS032	Brushed Silver (Black Number)	RS138	Brushed Silver (Black Text & Number)	RS228	Brushed Silver (Black Text & Symbol)
RS242	Black (White number)	RS243	Black (White Text & Number)	RS244	Black (White Text & Symbol)

Please state numbers required when ordering

Please state numbers required when ordering

Various colours and sizes available, contact us for more information

## Engraved Reserved Notices

Suitable for indoor and outdoor use. Material: 1.6mm laser laminate. Engraved text on both sides. **Size:** 120 (w) x 40 (h) x 40mm (d)

	RS232	Metallic Gold		RS230	White
	RS233	Metallic Silver		RS231	Black

Branding Available Contact Us for Details

See Page 36 for Menu Holder

## Rustic Wooden Table Numbers & Notices

Suitable for indoor and outdoor use. Wooden toblerone block with printed gold aluminium plate on both sides.

	Code	O/A Size (mm)		Code	O/A Size (mm)		Code	O/A Size (mm)
RS135	80(w) x 50(h) x 30(d)	RS136	120(w) x 50(h) x 30(d)	RS245	120(w) x 50(h) x 30(d)			

Custom Text

Max 3 lines

Brushed Silver Plate Also Available

Branding Available Contact Us for Details

## Stainless Steel Table Numbers & Notices

Suitable for indoor and outdoor use. 1mm thick. Numbers available 1 -30.

	Code	Description		Code	O/A Size (mm)
Set 10	ST 01-10	Set 1 - 10		ST001	120 x 40 x 40
	ST 11 - 20	Set 11 - 20		ST002	120 x 40 x 40
	ST 21 - 30	Set 21 - 30			
	TST	Replacement No.			

40 x 50mm


# Function Room & Banquet Table Numbers

Bar & Restaurant Table • Sport & Leisure Function Rooms • Garden Centres & Cafés • Hotel & Guest Houses



Tiberius Range - 5 stand colours & 4 colour number options as standard    Crystal - made from 3mm clear acrylic

## TIBERIUS Function Room Table Numbers



290mm

Code    SFR001

Made from 3mm perspex with vinyl cut letter or number added to both sides. Ideal for large function room tables.

**Size:** Height 290mm. Width 85mm. Base 90x85mm

Unique design for ease of storage. Choice of 5 colours.


### Example of How to order:

State Product code:	SFR002
State colour of material:	Blue
State colour of number or letter:	Gold
State quantity:	20
Advise the numbers / letters required:	1 set 1 to 20

### Stand Colour Options:



### Number Colour Options:



## CRYSTAL Party Table Numbers



290mm

Codes    CVR001

Made from 3mm clear acrylic with attractive choice of printed metal header. Ideal for wedding venues. Size: Height 290mm. Width 85mm. Base 90x85mm. Unique design for ease of storage.

**Size:** Height 290mm. Width 85mm. Base 90x85mm

### Example of How to order:

State Product code:	CVR001
State style of plate:	Style A
State quantity:	20
Numbers / letters required:	1 set 1 to 20

### Stand Plate Colour Options:




Style A

Style B

Style C

### Custom Headers

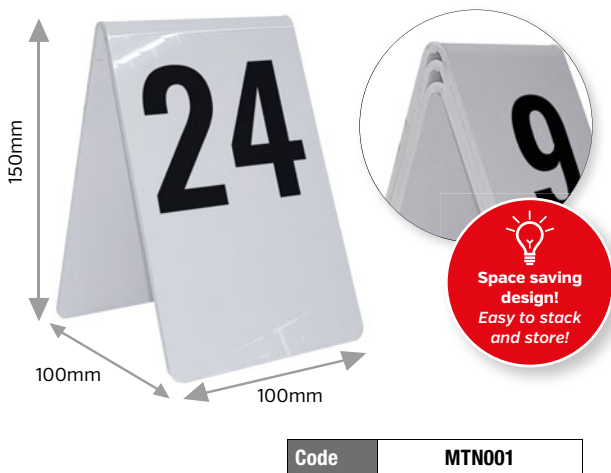
Design your own header. Add your hotel name and choose your colours. You can even add a photo.



Contact us for details about our custom headers



## Merlin Table Numbers



Code **MTN001**

Made from 2mm thick Anti-bacterial white rigid plastic, with vinyl cut numbers added in a colour of your choice. Height: 150mm. Width 100mm. Depth 100mm

### Example of How to order:

State Product code: MTN001  
 State colour of number: Black  
 State quantity: 15  
 Advise the numbers / letters required: 1 set 1 to 15

### Number Colour Options:



## Custom Made Table Notices

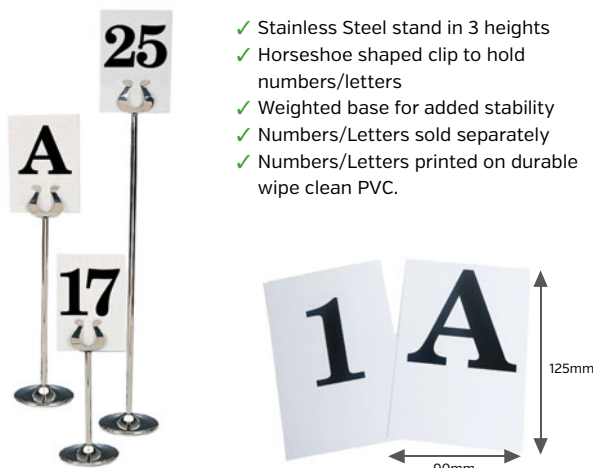
Cannot find the sign you're looking for... Create your own with your choice of text, design and size. Get your brand message across!



- ✓ Full colour print to enhance your brand and message
- ✓ Your choice of text
- ✓ Your design
- ✓ Choose your size and material
- ✓ FREE Design Service
- ✓ Ideal for almost any hospitality setting or venue
- ✓ No minimum order

Contact us today for a free quote and to discuss your requirements

## Stainless Steel Table Numbers



- ✓ Stainless Steel stand in 3 heights
- ✓ Horseshoe shaped clip to hold numbers/letters
- ✓ Weighted base for added stability
- ✓ Numbers/Letters sold separately
- ✓ Numbers/Letters printed on durable wipe clean PVC.

Code	Stand Height (mm)	Colour
RS021	200 x Base 75mm Diameter	Stainless Steel
RS022	300 x Base 75mm Diameter	
RS023	400 x Base 75mm Diameter	

Code	Description	Material
BN001	Set 1 - 10	90 x 125mm 700 micron PVC
BN002	Set 11 - 20	
BN003	Set 21 - 30	
BN004	Set 31 - 40	
BN005	Set 41 - 50	
BN006	Set A - Z	
RS024	Replacement Numbers/Letters	

# Table Numbers

## Camelot Gold on Black Table Numbers & Notices

These strong high impact styrene (HIPS) table numbers and notices are 3mm thick. Ideal for cafés, deli's, bars and restaurants.



Code	Description	O/A Size (mm)
TNB 01-10	Set 1 - 10	50 x 50 x 50
TNB 11 - 20	Set 11 - 20	
TNB 21 - 30	Set 21 - 30	
TNB 31 - 40	Set 31 - 40	
TNB 41 - 50	Set 41 - 50	
TNB + (No.)	Replacement	



Code	O/A Size (mm)	Pack
TNBR	50 x 50 x 50	10



Code	O/A Size (mm)	Pack
TNBS	50 x 50 x 50	10

Clean with mild soapy water and a soft damp cloth.  
This product is not suitable for dishwashers.



Code	O/A Size (mm)	Pack
TTB01	110 x 45 x 45	5



Code	O/A Size (mm)	Pack
TTB02	110 x 45 x 45	5



Code	O/A Size (mm)	Pack
TTB05	110 x 45 x 45	5

## Camelot Black on White Table Numbers & Notices



Code	Description	O/A Size (mm)
TNW 01-10	Set 1 - 10	50 x 50 x 50
TNW 11 - 20	Set 11 - 20	
TNW 21 - 30	Set 21 - 30	
TNW 31 - 40	Set 31 - 40	
TNW 41 - 50	Set 41 - 50	
TNW + (No.)	Replacement	



Code	O/A Size (mm)	Pack
TNWR	50 x 50 x 50	10



Code	O/A Size (mm)	Pack
TNWS	50 x 50 x 50	10

Clean with mild soapy water and a soft damp cloth.  
This product is not suitable for dishwashers.



Code	O/A Size (mm)	Pack
TTW01	110 x 45 x 45	5



Code	O/A Size (mm)	Pack
TTW02	110 x 45 x 45	5



Code	O/A Size (mm)	Pack
TTW05	110 x 45 x 45	5

# THE EMERALD RANGE Table Numbers

## TABLE NUMBER



Code ER001

Add a touch of class to your tables with these exclusive personalised table numbers. Professionally laser cut from 8mm thick glass effect acrylic with your table number and establishment name etched into the surface as standard. Complemented with a champagne gold metal base.

We can also incorporate Logos, brand images or QR codes. Contact the office for further details on this service.

**Product details: ER001 to ER006**

- Material:** Laser cut 8mm thick glass effect acrylic
- Number Size:** Width: 75mm, Height: 250mm, Thickness: 8mm
- Base Size:** Width: 75mm, Depth: 70mm
- Base Material:** 0.5mm Champagne Gold aluminium



TABLE RESERVED



Code ER002

THE WINE BOTTLE



Code ER003

THE WINE GLASS



Code ER004

THE GOLF BAG



Code ER005

THE BIG WAVE



Code ER006

# MONUMENT RANGE Table Numbers

## MONUMENT NUMBER



Code ER007

## MONUMENT RESERVED



Code ER008

Add a touch of class to your tables with these exclusive personalised table numbers. Professionally laser cut from 8mm thick glass effect acrylic with your table number and establishment name etched into the surface as standard. Complemented with a champagne gold metal base.

**Product details: ER007 & ER008**

- Material:** Laser cut 8mm thick glass effect acrylic
- Size:** W: 150mm, H: 125mm, Thickness: 8mm
- Base Size:** Width: 150mm, Depth: 70mm
- Base Material:** 0.5mm Champagne Gold aluminium

## How To Order & Artwork Guidelines

Any design requirements must be clearly explained in an email and a proof will be provided for approval before going to print. Logos and QR Codes must be supplied Vector .EPS or .SVG format. **JPG, PNG or other image formats cannot be used for laser engraving or etching.** Artwork templates and QR Code Creation guides available upon request. To order, state the product code and quantity required. E.g.. 1 set numbers 1 - 20.

**We offer a free design service and branding (subject to sight of artwork).** Lead time 3 - 5 working days from proof approval.

# LARGE FORMAT Poster Printing Services

- ✓ NO MINIMUM ORDER
- ✓ We can print from your artwork or design for you
- ✓ 24 Hour printing service
- ✓ High quality printing
- ✓ Quantity discounts available

## Indoor & Outdoor Posters



Printed in high resolution onto polypropylene film, these posters are UV, scratch and tear resistant. They are ideal for medium-term outdoor use, as well as for indoor use in windows.

Code	Standard Poster / Paper Size
PP008	A3 (297 x 420mm)
PP009	A2 (420 x 594mm)
PP010	A1 (594 x 841mm)
PP011	A0 (841 x 1189mm)
PP012	20"x30" (508 x 762mm)
PP013	30"x40" (762 x 1016mm)
PP014	40"x60" (1016 x 1524mm)

## Back-lit Posters



Printed in high resolution onto translucent film these posters are perfect for back-lit poster displays. Suitable for outdoor and indoor back-lit displays.

Code	Standard Poster / Paper Size
PP015	A3 (297 x 420mm)
PP016	A2 (420 x 594mm)
PP017	A1 (594 x 841mm)
PP018	A0 (841 x 1189mm)
PP019	20"x30" (508 x 762mm)
PP020	30"x40" (762 x 1016mm)
PP021	40"x60" (1016 x 1524mm)

## Design Services

*Creating the look you want!*

Combining a professional and accomplished team with leading print technology to help you create the look you want. From small personalisation to large format wow factor, our team of in-house designers will work with you to create the perfect artwork for your printed media, making it the best it can be and unique to you.

Many of our design services are free and included in the cost of the job. For more complex bespoke design work, we have a number of design package options, or we can print from artwork you supply. **Contact us today and talk to us about what you're looking to achieve!**

**See inside back cover for more of our printing services!**



# Aluminium Poster Frames - A5, A4, A3, A2, A1



Satin Silver 25mm profile frame

Our best selling range of aluminium snap-shut poster frames represent fantastic value for money. A durable and dependable poster frame system. Our snap frames are made to last in busy environments, with a great finish, strong springs and mitred corners. You're spoiled for choice as well, with poster sizes from A5 up to A1.

When you need to change a poster or literature you won't need any tools and it will take you just seconds to do. Just snap each corner open remove the protective anti-glare poster cover place your poster in the frame replace the plastic protective cover snap all four sides shut and you're done!

We offer a true one-stop service from graphic design to eco-friendly large format display printing. Whether you need a one off poster or a long run our large format printing department is here to help

- ✓ For indoor and outdoor use
- ✓ Quick and easy snap opening front mechanism
- ✓ Complete with anti-glare cover and fixing screws
- ✓ 25mm profile with mitred corners.

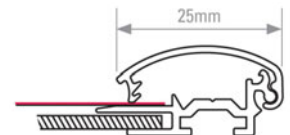
## Specifications

Poster Size	Display Area (mm)	O/A Case Size (mm)	Weight
A5 (148 x 210mm)	130 x 190	158 x 220 (15mm profile)	0.16 Kg
A4 (210 x 297mm)	190 x 277	240 x 325	0.28 kg
A3 (297 x 420mm)	275 x 399	327 x 448	0.44 kg
A2 (420 x 594mm)	400 x 575	450 x 625	0.71 kg
A1 (594 x 841mm)	576 x 825	627 x 875	1.0 Kg

Code	Poster Size	Colour
SN054S	A5 (148 x 210mm)	Satin Silver
SN007S	A4 (210 x 297mm)	
SN008S	A3 (297 x 420mm)	
SN009S	A2 (420 x 594mm)	
SN010S	A1 (594 x 841mm)	



Easy snap open, snap shut mechanism. All frames complete with anti-glare cover.



Sleek 25mm profile

## Bundle Options

- ✓ Great value bundles on our most popular sizes of frames.

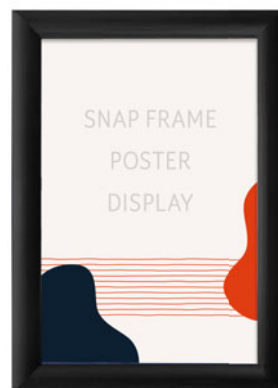


Satin Silver 25mm profile frame


Code	Poster Size	Colour	Pack Size
SN136	A5 (148 x 210mm)	Satin Silver	10
SN137	A4 (210 x 297mm)		
SN138	A3 (297 x 420mm)		
SN139	A2 (420 x 594mm)		
SN140	A1 (594 x 841mm)		

Other colour options available on request. Contact the Office.

## Colour Options



Black 25mm profile frame



White 25mm profile frame

Code	Poster Size	Colour
SN007B	A4	Black
SN008B	A3	
SN009B	A2	
SN010B	A1	

Code	Poster Size	Colour
SN007W	A4	White
SN008W	A3	
SN009W	A2	
SN010W	A1	

Other colour options available on request. Contact the Office.

# Lockable Menu & Poster Displays

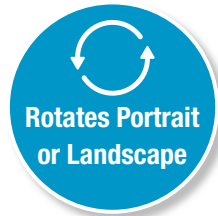
## Key Lock Poster Display Case - Indoor/Outdoor Use



45mm Silver



45mm Black



Display your posters or menus with our lockable poster display cases suitable for indoor or outdoor use.

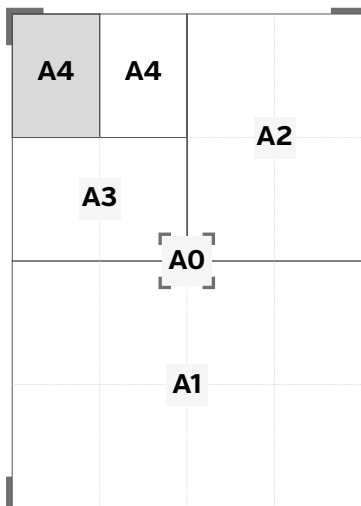
- ✓ Our display cases can be mounted in a landscape or portrait orientation.
- ✓ Internal clips hold your poster or menu securely in place and allow quick and easy poster change.
- ✓ Durable aluminium frames, with vandal resistant polycarbonate glazing panels, makes these one of our most popular key lock display cases.
- ✓ Available in a range of sizes and colours to suit most locations.
- ✓ All models are supplied with a complete set of keys.

**Available in 5 sizes:** A4 | A3 | A2 | A1 | A0

**Available in 5 Colours:** Silver, Black, White, Light Wood and Dark Wood

**Frame Profile:** 45mm

Poster Size (mm)	O/A Case Size (mm)	Weight	Colour	Code	Colour	Code
A4 (210 x 297)	291 x 378 x 32	2 Kg	Silver	<b>LM009</b>	Black	<b>LM009B</b>
A3 (297 x 420)	378 x 501 x 32	2.5 Kg	Silver	<b>LM010</b>	Black	<b>LM010B</b>
A2 (420 x 594)	501 x 675 x 32	3.5 Kg	Silver	<b>LM011</b>	Black	<b>LM011B</b>
A1 (594 x 841)	680 x 1180 x 32	6.0 Kg	Silver	<b>LM012</b>	Black	<b>LM012B</b>
A0 (841 x 1188)	922 x 1270 x 32	9.0 Kg	Silver	<b>LM019</b>	Black	<b>LM019B</b>



### [A] Poster Size Guide:

- A4 = 1 x A4
- A3 = 2 x A4
- A2 = 4 x A4
- A1 = 8 x A4
- A0 = 16 x A4



45mm White



45mm Light Wood



45mm Dark Wood

Poster Size (mm)	O/A Case Size (mm)	Weight	Colour	Code	Colour	Code	Colour	Code
A4 (210 x 297)	291 x 378 x 32	2 Kg	White	<b>LM009W</b>	Light Wood	<b>LM009LW</b>	Dark Wood	<b>LM009DW</b>
A3 (297 x 420)	378 x 501 x 32	2.5 Kg	White	<b>LM010W</b>	Light Wood	<b>LM010LW</b>	Dark Wood	<b>LM010DW</b>
A2 (420 x 594)	501 x 675 x 32	3.5 Kg	White	<b>LM011W</b>	Light Wood	<b>LM011LW</b>	Dark Wood	<b>LM011DW</b>
A1 (594 x 841)	680 x 1180 x 32	6.0 Kg	White	<b>LM012W</b>	Light Wood	<b>LM012LW</b>	Dark Wood	<b>LM012DW</b>
A0 (841 x 1188)	817 x 1165 x 32	9.0 Kg	White	<b>LM019W</b>	Light Wood	<b>LM019LW</b>	Dark Wood	<b>LM019DW</b>

# Lockable Menu & Poster Displays


## Tamper-proof Security Poster Frames - 32mm Frame Profile



Simple Allen key operation.



Anti-glare cover sheet included.



Sequentially closing sides.

Wonderfully quick and easy to use, these front opening frames are excellent for displaying any advertisements, promotions or other company messages in a secure place.

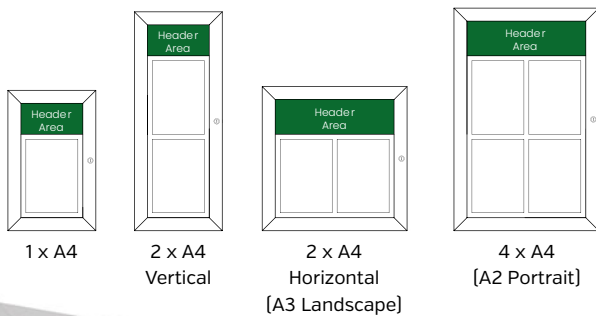
- ✓ Easy change between landscape and portrait
- ✓ Quick and easy poster change
- ✓ Security by intelligence - When closed all fixings and opening methods are hidden from view
- ✓ Silver anodised finish (unless otherwise stated)
- ✓ Anti-glare poster cover sheets
- ✓ Pre-drilled and individually boxed with screws and wall plugs
- ✓ White or grey plastic back panels depending on size/style
- ✓ Suitable for indoor or outdoor use.

Code	Poster Size (mm)	O/A Case Size (mm)	Weight
SN097	A4 (210 x 297)	255 x 340	0.56 Kg
SN098	A3 (297 x 420)	345 x 465	0.75 Kg
SN099	A2 (420 x 594)	464 x 640	1.1 Kg
SN100	A1 (594 x 841)	640 x 885	1.6 Kg
SN101	A0 (841 x 1188)	885 x 1230	2.5 Kg
SN102	20" x 30" (493 x 745)	552 x 805	1.4 Kg
SN103	30" x 40" (762 x 1016)	805 x 1058	2.0 Kg
SN104	40" x 60" (1016 x 1524)	1057 x 1565	3.5 Kg

## Personalised Key Lock Display Case - With Header Graphics

Elegant, slim frame profile display cases for indoor and covered outdoor use - available in Satin Silver as standard.

Available in 4 stock sizes



Specially designed for outdoor use with a hinged, lockable aluminium front, clear polycarbonate front panel and a dry wipe metal back wall with a white metal header panel, suitable for printing or applying vinyl graphics to. For internal and external wall fixed applications.

- ✓ 52mm (wide) x 30mm (deep) profile durable silver anodised aluminium frame
- ✓ Vandal resistant 1.5mm polycarbonate glazing panel
- ✓ Magnetic pins included
- ✓ Not designed for landscape orientation
- ✓ Door stays fitted as standard on 4 x A4 model
- ✓ Each menu case supplied with a set of keys
- ✓ Satin Silver frames as standard. Other colours on request.



Supplied with keys



Door stays fitted on 4 x A4 model

Code	Size	O/A Case Size (mm)	Header Size
LM005	1 x A4	355(w) x 567(h) x 32(d)	251 x 125 mm
LM006	2 x A4 Portrait	355(w) x 884(h) x 32(d)	251 x 125 mm
LM007	2 x A4 Horizontal	585(w) x 585(h) x 32(d)	481 x 140 mm
LM008	4 x A4	585(w) x 899(h) x 32(d)	481 x 140 mm


### All cases come complete with printed header



Menu headers in these key lock display cases can be personalised with your restaurant, cafe or bar's name or logo. High quality vivid full colour print on self-adhesive vinyl for a professional finish. We can print from artwork you supply or our in-house design team can design for you. Just tell us what you need when you place your order.

# Acrylic Poster Displays

## Clear Acrylic Poster Holders



### Acrylic Poster Sleeve

Easily wall mount your printed graphics using these stylish slide-in pockets, which come in both portrait and landscape orientations. Suitable for holding paper up to 1mm thick. Made from a single sheet of high-quality 2 to 3mm thick acrylic.

- ✓ Clear Acrylic Wall Mounted Poster Holders
- ✓ Available in Landscape or Portrait format.

PORTRAIT POSTER HOLDERS		
Code	Poster Size (mm)	Thickness (mm)
AP001	A7 (74 x 105) Portrait	2
AP002	A6 (105 x 148) Portrait	2
AP003	A5 (148 x 210) Portrait	2
AP004	A4 (210 x 297) Portrait	2
AP005	A3 (297 x 420) Portrait	3

LANDSCAPE POSTER HOLDERS		
Code	Poster Size (mm)	Thickness (mm)
AP006	A7 (105 x 74) Landscape	2
AP007	A6 (148 x 104) Landscape	2
AP008	A5 (210 x 148) Landscape	2
AP009	A4 (297 x 210) Landscape	2
AP010	A3 (420 x 210) Landscape	3

## Wall Mounted Acrylic Poster Holders



### Screw Fixing Wall Mounted Acrylic Poster Holder

Easily update your posters without having to remove the holder from the wall as your new graphic can simply slide in from the top. This product is ideal for wall mounting due to its 5mm fixing holes and its strong yet lightweight construction, making it a great choice for fire escape information in hotels or for cleaning rotas in public toilets. Not supplied with screw or fixings.

- ✓ Holes pre drilled for mounting
- ✓ Double sided display when hung
- ✓ Can be wall mounted or hung from a ceiling
- ✓ Manufactured in 2 to 3mm acrylic
- ✓ All edges polished

PORTRAIT WALL MOUNTED POSTER HOLDERS		
Code	Poster Size (mm)	Thickness (mm)
AP011	A5 (148 x 210) Portrait	2
AP012	A4 (210 x 297) Portrait	2
AP013	A3 (297 x 420) Portrait	3

LANDSCAPE WALL MOUNTED POSTER HOLDERS		
Code	Poster Size (mm)	Thickness (mm)
AP014	A5 (210 x 148) Landscape	2
AP015	A4 (297 x 210) Landscape	2
AP016	A3 (420 x 297) Landscape	3

## Acrylic Wall Mounted Panel Poster Kits



- ✓ Acrylic Wall Mounted Panel Poster Kit in clear
- ✓ The perfect way to display adverts or photographs on your walls
- ✓ Can be mounted portrait or landscape to fit your decor.
- ✓ Ideal for use in retail as well as in showrooms, exhibitions, zoos, travel agents, hotels, spas, salons, health clubs, restaurants and many more...
- ✓ Manufactured from the finest 3mm diamond polished acrylic.

Code	Poster Size (mm)	O/A Size (mm)	Stand Offs
AP020	A4 (210 x 297)	290(w) x 377(h) x 3(d)	x 4
AP021	A3 (297 x 420)	397(w) x 520(h) x 4(d)	x 4
AP022	A2 (420 x 594)	520(w) x 694(h) x 4(d)	x 4



# Free Standing Menu Displays

## Free Standing Display



Rotates Portrait or Landscape

Present your signs, information and menus in a professional manner with this modern floor display stand. Change your literature within seconds with the innovative snap mechanism that holds the protective cover in place. The smooth rounded corners, and the robust steel base keeps the display stand safe and secure.



- ✓ Front opening snap frames for quick and easy poster change.
- ✓ Smooth rounded corners for safety.
- ✓ Anti-glare PET poster cover ensures clarity of message.
- ✓ Base contains hidden steel plate for optimal stability.
- ✓ Available in 2 sizes, A4 & A3 with both portrait and landscape orientation options.
- ✓ Supplied boxed, flat pack. Easy and quick to assemble
- ✓ For internal use only.

Code	Display Area	O/A Dimensions (mm)	Weight	Colour
SN018	A4 (210 x 297mm)	327w x 1000h x 250d	3.5 Kg	Silver
SN019	A3 (297 x 420mm)	450w x 1303h x 327d	6.7 Kg	Silver
SN141	A4 (210 x 297mm)	327w x 1000h x 250d	3.5 Kg	Black
SN142	A3 (297 x 420mm)	450w x 1303h x 327d	6.7 Kg	Black

## Height Adjustable Display



Rotates Portrait or Landscape

Adjustable Height



Tool free adjustment



Present your menus or sales messages in a professional manner with this modern height adjustable floor display stand. Ideal for retail outlets such as furniture or home decor showrooms.

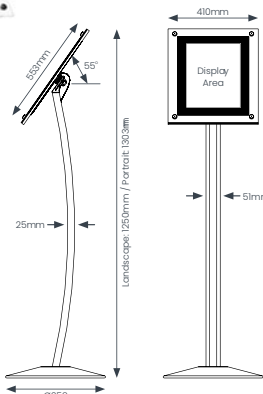
- ✓ Telescopic pole for easily adjustable height.
- ✓ Simple clip and slide mechanism for height adjustment.
- ✓ Front opening snap frames for quick and easy poster change.
- ✓ Soft round corners for safety.
- ✓ All adjustments made by hand, no tools required.
- ✓ Anti-glare PET poster cover sheets ensure clarity of message.
- ✓ Base features hidden steel plate for optimum stability.
- ✓ Available in A4 and A3 sizes.

Code	Display Area	O/A Dimensions (mm)	Weight
ADS001	A4 (210 x 297mm)	327w x 1000h x 250d	5.2 Kg
ADS002	A3 (297 x 420mm)	450w x 1303h x 327d	6.8 Kg

## Hi Light Menu Stand



Rotates Portrait or Landscape




- ✓ LED halo effect edge-lit illumination for maximum 24/7 visibility
- ✓ Quick and easy to switch between portrait and landscape – 2 in 1!
- ✓ Satin black powder coated pole and base with matching poster border
- ✓ Ideal for 'meet and greet', menus, showrooms, galleries and museums.
- ✓ 3m power lead supplied. [3m extension cable available].

Code	Poster Size	O/A Dimensions (w x h x d mm)	Weight
SN094	A3 (297 x 420mm)	Portrait 358 x 1303 x 358 Landscape 358 x 1250 x 358	7.2 Kg




Screws on frame give quick access for poster changes.



Power connector at bottom of pole.

# Swinger Pavement Displays

## Swinger Poster Pavement Displays - A2, 20" x 30" & A1



See page 44 for our Poster Printing Services

Available in 3 sizes, our double sided swinger pavement displays enable you to change your promotions or offers quickly and easily, without having to dismantle the display. The magnetic edged polycarbonate poster wallets provide excellent weather resistance and durability. Flat packed, assembles in seconds without tools. Black or white metal frames available.

- ✓ Available in 3 sizes: A2, A1 and 20" x 30"
- ✓ Top opening polycarbonate poster pocket with magnetic seals
- ✓ Poster pockets available in black or white
- ✓ Patented 'D-Flex' panel hangers make panel fitting quick and easy
- ✓ Solid black recycled PVC base provides excellent stability (PA007)
- ✓ Water fillable polyethylene base provides excellent stability (PA008 and PA009)
- ✓ Built in wheels for ease of movement (PA008 and PA009)
- ✓ Flat packed, assembles in seconds without tools!



   
Maintenance free and fully recyclable

Code	Poster Size	O/A Size (mm)	Weight	Colour
PA007B	A2 (420 x 594mm)	600w x 940h x 520d	15 Kg	Black
PA007W				White
PA008B	20" x 30"	688w x 1119h x 600d	12 / 31 kg	Black
PA008W				White
PA009B	A1 (594 x 841mm)	774w x 1191h x 600d	14 / 32 Kg	Black
PA009W				White

## Swinger Printed Panel Pavement Displays - 3 Sizes



The swinger range is the UK's market leader. It's stable and safe but at the same time, easy to move in and out of the premises. Ensure that your customers don't miss a thing and improve your brand awareness with these pavement signs.

- ✓ Gloss white aluminium panel ideal for printed graphics or vinyl application
- ✓ Stylish 32mm round steel tube frame - available in black or white from stock.

Code	Display Area (mm)	O/A Size (mm)	Weight	Colour
PA002B	430 x 625	534w x 811h x 490d	11 Kg	Black
PA002W				White
PA003B	500 x 750	602w x 926h x 525d	13.5 Kg	Black
PA003W				White
PA005B	588 x 917	688w x 1119h x 600d	12 / 31 Kg	Black
PA005W				White

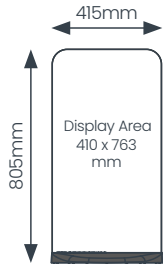
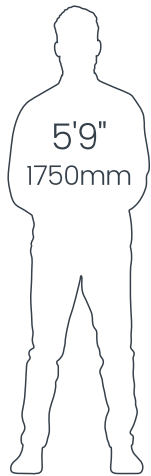
### How to Order Your Printed Panel Display

1. Choose your display panel size and frame colour.
2. State the product code and quantity required on your order.
3. Send over your design brief or artwork with your order
4. Our design service is usually free for charge, depending on complexity.
5. We will send you an artwork proof for approval before going to print.
6. Lead time from approval of artwork is 3 to 5 working days.

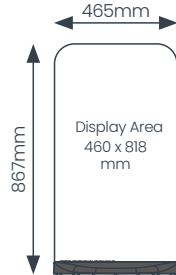
**We can print from your artwork or we can design for you!**

# Slimflex Pavement Displays

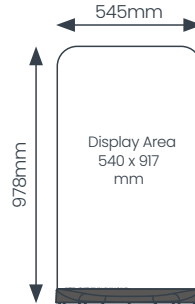
## The Slimflex Family



Slimflex Lite  
PA046



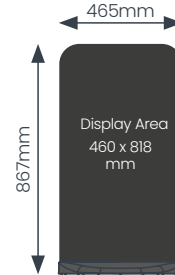
Slimflex 2  
PA001



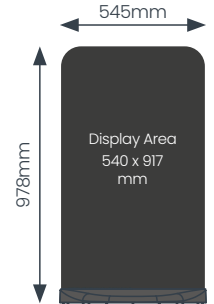
Slimflex Extra  
PA049



Wedge simply slots through panel and locks into place. No tools required!



Slimflex 2 HPL  
[Chalkboard]  
PA031



Slimflex Extra HPL  
[Chalkboard]  
PA050



Tested in storm force winds over 70mph (not the HPL chalkboard variants).

## Slimflex Printed Pavement Displays - 3 Sizes



PRICE INCLUDES GRAPHICS

- ✓ Fully recyclable
- ✓ Lightweight, portable design
- ✓ Gloss white 1.2mm aircraft grade aluminium panel- ideal for print or vinyl graphics
- ✓ Rounded corners for pedestrian safety
- ✓ Maximum visual impact with optimised display area, plus panel shape opportunities
- ✓ Rugged recycled PVC base provides low centre of gravity and high stability.

Code	Description	Panel Size (mm)	Display Area (mm)	O/A Size (mm)	Weight
PA046	Slimflex Lite	410 x 795	410 x 763	415w x 805h x 500d	7.0 kg
PA001	Slimflex 2	460 x 850	460 x 818	465w x 867h x 540d	7.8 kg
PA049	Slimflex Extra	540 x 952	540 x 917	545w x 978h x 540d	11.3 kg

### How to Order Your Printed Panel Display

1. Choose your display panel size.
2. State the product code and quantity required on your order.
3. Send over your design brief or artwork with your order.
4. Our design service is usually free for charge, depending on complexity.
5. We will send you an artwork proof for approval before going to print.
6. Lead time from approval of artwork is 3 to 5 working days.

## Slimflex Chalkboard Pavement Displays - 2 Sizes



- ✓ 3mm thick HPL Chalkboard
- ✓ Suitable for soft chalk and liquid chalk pens
- ✓ Unique patented wedge means that assembly and disassembly requires no tools
- ✓ Recycled PVC base provides for great stability
- ✓ Option to have printed graphics to both sides. **Contact the Office.**



Code	Description	Panel Size (mm)	Display Area (mm)	O/A Size (mm)	Weight
PA031	Slimflex 2 HPL	460 x 850	460 x 818	465w x 867h x 540d	8.1 kg
PA050	Slimflex Extra HPL	540 x 952	540 x 917	545w x 978h x 540d	11.7 kg

## Snap Frame A-Boards



A low cost stylish way to display your posters for coming events, promotions etc. Silver or black anodised aluminium frame with a front-loading snap open / snap shut mechanism.

- ✓ 32mm profile snap frame
- ✓ Steel back panels for weight and stability
- ✓ Anti-glare cover on both sides
- ✓ Hinged locking arms.



Quick & easy poster change



Self-locking arms


Code	Poster Size	Display Area (mm)	Weight	Frame Colour
SN016B	A2	400 x 574	6.2 kg	Black
SN016	A2	400 x 574	6.2 kg	Silver
SN015B	A1	574 x 821	10.2 kg	Black
SN015	A1	574 x 821	10.2 kg	Silver
SN064	A0	821 x 1169	18.6 kg	Silver
SN065	20" x 30"	488 x 742	9.0 kg	Black
SN066	20" x 30"	488 x 742	9.0 kg	Silver

## A-Board with Semi-Circular Header



Add a full colour header printed both sides

- ✓ Semi-circular header can be personalised
- ✓ Magnetic edged anti-glare poster cover
- ✓ Locking side arms for stability
- ✓ 25mm diameter steel tube frame
- ✓ Double sided poster display with header area - ideal for vinyl application.



Quick & easy poster change



Self-locking arms

Code	Poster Size	Display Area (mm)	Weight	Frame Colour
PA013B	A2	420 x 594	12.7 kg	Black
PA013W	A2	420 x 594	12.7 kg	White
PA015B	A1	594 x 841	18.5 kg	Black
PA015W	A1	594 x 841	18.5 kg	White
PA045B	20" x 30"	508 x 762	15.3 kg	Black
PA045W	20" x 30"	508 x 762	15.3 kg	White



Chalkboard insert panels available

Turn this product into a chalkboard with these insert panels (pack 2 sold separately). High strength black polypropylene, which is resistant to dirt and chemicals, making them stay looking good for longer.

Code	Chalk Insert
PA052	A2
PA016	A1
PA017	20" x 30"

## Classic A-Board



PRICE INCLUDES GRAPHICS

### Smooth panel for undisrupted vinyl/print application

This Classic A-Board is sturdy and robust, folds flat for easy storage, it has a fixing free aluminium panel surface suitable for vinyl application. Supplied pre-assembled and ready to use.

- ✓ Display Area: 500 x 700mm
- ✓ O/A dimensions (W x H x D): 564 x 860 x 700mm
- ✓ Weight: 9kg
- ✓ 32mm diameter steel tube frame - white powder coat
- ✓ Price includes Artwork.



Chrome chain maintains optimum leg angle.

**We can print from your artwork or design for you!**

Code	Panel Size (mm)	O/A Size (mm)	Colour	Weight
AB071	500 x 700	545w x 978h x 540d	White	9.0 kg

## Wood Frame Blackboard A-Board c/w Fitted Poster Holder

Branding Available



- ✓ 6mm exterior grade, moisture resistant melamine panel
- ✓ Fitted with easy change, black poster snap-frame to each side
- ✓ Anti-glare UV resistant PVC snap-frame cover
- ✓ Solid dark oak wood frame
- ✓ Supplied from FSC approved sustainable sources
- ✓ Optional header branding to permanently showcase your brand
- ✓ Suitable for chalk & liquid chalk pens
- ✓ Easy to clean, anti-glare writing surface
- ✓ Re-writeable surface
- ✓ Indoor and outdoor use
- ✓ Heavy duty frame
- ✓ Stylish locking side arm ensures stability in all conditions.



Code	Size	Poster Size	Overall Dimensions (mm)	Weight
STY023	Medium	A2 (420 x 594mm)	650(w) x 1100(h) x 670(d)	10.5 kg
STY024	Large	A1 (594 x 841mm)	750(w) x 1340(h) x 690(d)	15.5 kg

Code	Description
STY072	Branded header vinyl stickers for STY023 and STY024

## Curved Top Wood Frame Blackboard A-Board



- ✓ 6mm exterior grade, moisture resistant melamine panel
- ✓ Solid dark oak wood frame
- ✓ Supplied from FSC approved sustainable sources
- ✓ Suitable for chalk & liquid chalk pens
- ✓ Easy to clean, anti-glare writing surface
- ✓ Re-writeable surface
- ✓ Stylish locking side arm ensures stability in all weather conditions.



Code	Size	Display Area (mm)	Overall Dimensions (mm)	Weight
STY034	Small	420 x 600	500(w) x 805(h) x 650(d)	5.3 kg
STY035	Medium	570 x 900	650(w) x 1100(h) x 670(d)	8.7 kg
STY036	Large	620 x 1200	750(w) x 1340(h) x 690(d)	12.6 kg

## Wood Frame Blackboard A-Board



- ✓ 6mm exterior grade, moisture resistant melamine panel
- ✓ Solid dark oak wood frame
- ✓ Supplied from FSC approved sustainable sources
- ✓ Suitable for chalk & liquid chalk pens
- ✓ Easy to clean, anti-glare writing surface
- ✓ Re-writeable surface
- ✓ Indoor and outdoor use
- ✓ Heavy duty frame
- ✓ Stylish locking side arm ensures stability in all weather conditions.



Code	Size	Display Area (mm)	Overall Dimensions (mm)	Weight
STY021	Small	420 x 585	500(w) x 800(h) x 650(d)	6.4 kg
STY001	Medium	570 x 870	650(w) x 1100(h) x 670(d)	10.2 kg
STY022	Large	620 x 1170	750(w) x 1400(h) x 690(d)	15.0 kg

# Large Forecourt / Pavement Displays

## Sightmaster 3 Forecourt Poster Displays



- ✓ Front opening aluminium snap frames for quick poster change.
- ✓ High strength Aluminium Composite Material back panel has smooth white surfaces for self adhesive vinyl graphics or liquid chalk pen messaging if posters are not in use.
- ✓ Unique water-fillable HDPE base with built in wheels.
- ✓ Heavy duty spring mounts ensure stability by allowing panel deflection in the wind.
- ✓ Anti-glare poster cover sheets ensure clarity and vibrancy by protecting posters from UV fade.
- ✓ Soft round corners for safety.
- ✓ Nylon feet reduce wear and increase stability on uneven surfaces.
- ✓ Transit trolley available to aid movement when base is full (30" x 40" and A0 sizes only).
- ✓ Supplied with 2 piece spanner set.



Transit trolley available separately

A0

30" x 40"

A1

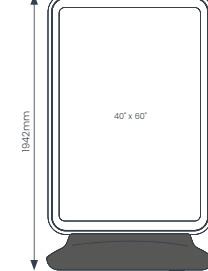
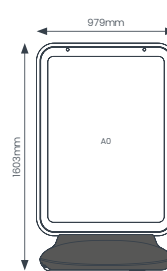
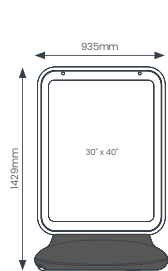
Code	Poster Size	Display Area (mm)	O/A Size (mm)	Weight Empty / Full	Colour Frame/Base
PA020G	A1	575 x 822	786w x 1150h x 510d	12 / 48 kg	Silver/Grey
PA021G	A0	823 x 1173	956w x 1515h x 609d	21 / 83 kg	
PA023G	30" x 40"	744 x 997	956w x 1342h x 609d	18.3 / 81 kg	
PA020B	A1	575 x 822	786w x 1150h x 510d	12 / 48 kg	Black/Black
PA021B	A0	823 x 1173	956w x 1515h x 609d	21 / 83 kg	
PA023B	30" x 40"	744 x 997	956w x 1342h x 609d	18.3 / 81 kg	

Code	Item	O/A Size (mm)	Weight
PA057	Transit Trolley for Sightmaster & Sentinel	225w x 1220h x 225d	2.5 kg

## Sentinel Forecourt Displays



Easy poster change



Transit trolley available separately. See above.

- ✓ Available in a choice of 3 high impact poster sizes – 30" x 40", A0 and 40" x 60".
- ✓ Smooth rounded corners for safety.
- ✓ Durable powder coated steel frame (50 x 25mm oval).
- ✓ Silver border and frame as standard.
- ✓ Built in wheels - easy to move with our purpose designed trolley.
- ✓ Stainless steel tamper-proof fixings retain poster cover at the top.
- ✓ Easy poster change by one person.
- ✓ Back panel can be printed to offer brand presence when not in use.
- ✓ Magnetic sealed polycarbonate poster covers offer superior poster protection.
- ✓ Black water-fillable base manufactured from recycled polyethylene.

**FREE POSTER DESIGN SERVICE**

Code	Poster Size	Display Area (mm)	O/A Size (mm)	Weight Empty / Full	Colour Frame/Base
PA036	30" x 40"	748 x 1004	935w x 1428h x 704d	27 / 99 kg	Silver/Black
PA037	A0	827 x 1178	979w x 1603h x 704d	31 / 103 kg	
PA038	40" x 60"	1002 x 1512	1171w x 1942h x 894d	37.5 / 150 kg	

# CUSTOM PRINTED OUTDOOR PROMOTIONAL PRODUCTS

Ask About Our Design Service

Up-lift your brand outdoors! Place your logo, company branding or company colours on our range of custom printed outdoor products. For more information or a no obligation quote, give our sales team a call.

## Café Barrier Systems



An essential for coffee shops, restaurants and bars seeking to embrace street culture while maximizing square footage, our range of café barriers offers robust performance and generous branding opportunities.

## Beach Flags



Effectively advertise your business with a printed flag. Available in different 3 styles and sizes our flags are made with durable materials for longevity and are machine washable for easy maintenance.

## Custom Sign Panels & Notices



From lightweight Foamboard for interior use to robust Aluminium Composite panels, suitable for long-term outdoor use, we can create custom signs and notices for almost any purpose.

## Pop-Out Banners



Highly portable and assembled in just 30 seconds our eye-catching, portable and free-standing displays for outdoor or indoor use, make a bold statement instantly!

## Window Graphics



Promote your business with our easy to install Perforated One-Way Vision Window Signs

## PVC Banners & Lamp Post Banners



PVC banners (also known as vinyl banners) are lightweight, durable and weather resistant making them perfect for both indoor and outdoor advertising. All our PVC banners are printed to a high quality on premium grade vinyl with a range of finishes

# Staff Name Badges

## Staff Name Badges - No Minimum Order - Full Colour Print

High quality 3mm thick plastic names badges with a gloss white aluminium face, printed in full colour. Pin fastening supplied as standard. (Magnetic fastening or Clip fastening also available, prices on request).

✓ Available in a choice of 2 sizes

- **NB007:** Small: 76 x 25mm - Up to 2 lines of text, plus logo
- **NB008:** Large: 76 x 32mm - Up to 3 lines of text, plus logo

### How to Order:

- 1: State the product Code and quantity you require.
- 2: State the names and positions required (type written).
- 3: Email your logo and a rough design with your order. Our design department will send you a proof for approval.
- 4: Lead time 2-5 days from artwork approval.



Code	Size (mm)
NB007	76 x 25

Code	Size (mm)
NB008	76 x 32



## Engraved Staff Name Badges - No Minimum Order

Simple and effective, our most popular staff name badges. Names and positions engraved on a 1.6mm thick laser engraving laminate. Pin fastening as standard. (Magnetic fastening and clip fastening also available, prices on request). Available in a choice of 2 styles and 4 colour options as standard.



Suitable for 2 lines of text. (Name & Position).

Code	Size (mm)	Badge Colour / Text Colour
NB009 BS	75 x 25	Brushed Silver / Black
NB009 BG		Brushed Gold / Black
NB009 BW		Black / White
NB009 WB		White / Black

Suitable for 3 lines of text. (Establishment Name, Staff Name & Position).

Code	Size (mm)	Badge Colour / Text Colour
NB010 BS	70 x 40	Brushed Silver / Black
NB010 BG		Brushed Gold / Black
NB010 BW		Black / White
NB010 WB		White / Black

### How to Order:


- 1: State the product Code and quantity you require.
- 2: State the names and positions and establishment name if required (type written).
- 3: We will send an artwork proof for approval.
- 4: Lead time 2-5 days from artwork approval.



We have a wide range of laser laminate colour options available. Contact the office for details.



## Desk & Door Name Plate Holders



Sturdy aluminium name plate holder, perfect for any reception or office area. A professional way to display your name and job title. Available in silver, and gold.

- ✓ Your choice of Gold or Silver aluminium name plate holder
- ✓ O/A dimensions (W x H x D): 255 x 58 x 26mm



58mm



255mm

Code	Colour
<b>NB011</b>	Polished Gold

Code	Colour
<b>NB012</b>	Polished Silver



Sturdy aluminium name plate holder, perfect for any reception or office area. A professional way to display your name and job title. Available in silver, and gold.

- ✓ Your choice of Gold or Silver aluminium name plate holder
- ✓ O/A dimensions (W x H x D): 255 x 58 x 3mm



58mm



255mm

Code	Colour
<b>NB017</b>	Polished Gold

Code	Colour
<b>NB018</b>	Polished Silver

## Custom Printed Name Plates

- ✓ Suitable for use in both our reception desk or our door/wall mounted name plate holders
- ✓ O/A dimensions: 255mm x 51mm
- ✓ Name Plate Display Area: 255 x 45mm

- ✓ Suitable for up to 3 lines of text
- ✓ Gold & Silver name plates for black text only
- ✓ White door plates are suitable for full colour printing, including company logos, photographs and text.

### How to Order:

- 1: Choose the colour of your name plate and state the product Code and quantity you require.
- 2: State the names and positions required (type written).
- 3: Email your logo and a rough design with your order. Our design department will send you a proof for approval.
- 4: Lead time 2-5 days from artwork approval.



Code	Colour
<b>NB014</b>	Gold + Black Text

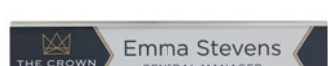


Code	Colour
<b>NB015</b>	Silver + Black Text



Code	Colour
<b>NB016</b>	White + Full Colour

**Create a Staff Directory**  
Our versatile door name plate holders are easy to stack on walls and make it easy to create quick to change staff directories for hotel lobbies, office reception areas or doctor's and dentist surgeries.



# Full Colour Key Fobs

## Boutique Hotel & Leisure Key Fobs

### No Minimum Order - Full Colour Photos - Double-Sided Print

Attach your own full colour personalised key fobs to any keys that you have. This can be anything from room and locker keys to work vehicle keys. The potential to promote your business with these full colour key fobs is too good to pass up. With the ability to increase the professional look of your business as well as increase brand awareness, simply send us your artwork and we'll begin printing.

**Ideal bespoke product for: Hotel & Guest House – Leisure & Sports Clubs – Caravan Sites & Holiday Lodges**

- ✓ Slimline 1.0mm thick metal key tags
- ✓ Double sided print - ideal for photographs and full colour branding.
- ✓ 1mm gloss white aluminium with scratch resistant coating
- ✓ Supplied with keyring.

#### How to Order Your Key Fobs:

- 1: Choose the key fob shape and size stating the product Code.
- 2: Send us your logos, photos, along with a design brief.
- 3: We will send an artwork proof for your approval.
- 4: Lead time from approval 3 - 5 days.



**FREE  
Design  
Service**



Code **NW136**



Code **NW135**



# Engraved Key Fobs

Simple and effective, our durable laser engraved key fobs are all available in a choice of sizes and a choice of two 3.2mm thick laser laminate materials as standard; Black with White text or White with Black text. All key fobs come complete with a key ring. More laser engraving laminate colour options are available on request, contact the office to discuss your requirements.

## Standard Rectangular Engraved Key Fobs



Small - Numbers only		
Code	Size (mm)	Fob Colour
EN012	30 x 75	Black with White Text
EN013		White with Black Text

Suitable for numbers up to 3 digits.



Large - Text & Numbers		
Code	Size (mm)	Fob Colour
EN014	40 x 100	Black with White Text
EN015		White with Black Text

Suitable for 3 lines of text and numbers up to 3 digits.



### How to Order Your Key Fobs:

- 1: Choose key fob colour and size, stating the product Code.
- 2: State the text (if applicable) and numbers required.
- 3: State the quantity required.

## Shaped Engraved Key Fobs - Single sided engraving only



### Balloon Key Fob

Code	Size (mm)	Fob Colour
EN016	50 x 70	Black with white text
EN017		White with black text

Suitable for 3 lines of text and numbers up to 3 digits.



### Disc Key Fob

Code	Size (mm)	Fob Colour
EN018	40 diameter	Black with white text
EN019		White with black text

Suitable for 2 lines of text and numbers up to 3 digits.



### Keyhole Key Fob

Code	Size (mm)	Fob Colour
EN020	46 x 90	Black with white text
EN021		White with black text

Suitable for numbers up to 3 digits.



### Square Key Fob

Code	Size (mm)	Fob Colour
EN022	45 x 45	Black with white text
EN023		White with black text

Suitable for 2 lines of text and numbers up to 3 digits.

## Bespoke Laser Cutting & Engraving

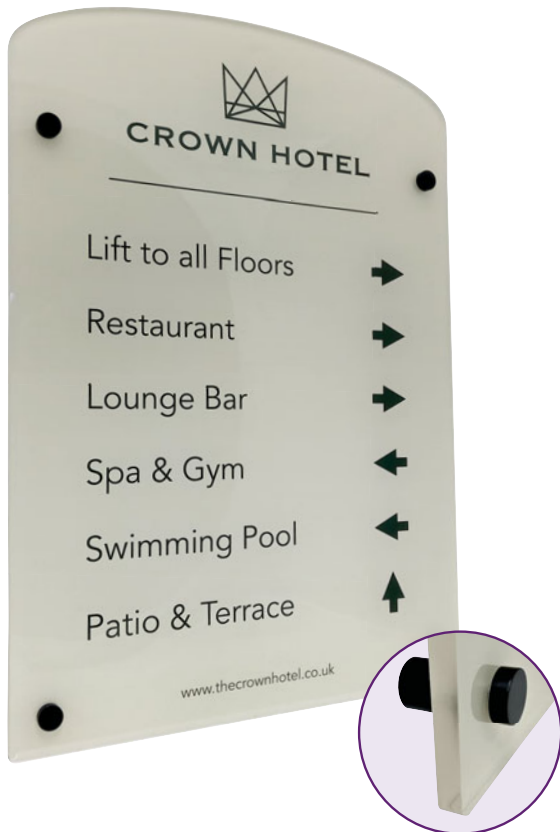
Our laser engraving and cutting machine is capable of producing almost any shape you can think of. If you've got something specific in mind that is bespoke to your hotel, guest house or leisure facility, and you can't find the key fob in our standard ranges to suit your needs, give us a call to discuss your requirements and get a quote.

# Hotel Floor Directories & Room Directional Notices



## Full Colour Reverse Printed onto 8mm Clear Acrylic

Full colour directory signs. Any colour background, any colour text. Reverse printed on to 8mm clear acrylic and supplied complete with stand-off sign mounts. We can even add photo images - contact the office for details.



Laser cut from hard-wearing 8mm thick crystal clear acrylic and backed with a vivid full colour print, our hotel floor directory and room directional signs are perfect for hotels, guest houses or leisure complexes. Complete with your choice of polished silver, polished gold or satin black wall-mount stand-offs as standard. Other stand-off colours are available on request. Contact the office for details.

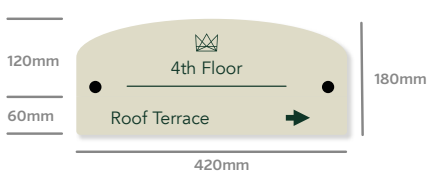
- ✓ Full colour reverse printed hotel floor directory sign
- ✓ Any background, any colour and any text
- ✓ Manufactured from 8mm thick clear acrylic with rounded corners and polished edges
- ✓ 1 to 6 Line directories available
- ✓ Supplied complete stand-off wall mounts in a colour of your choice

### Your logo. your branding...

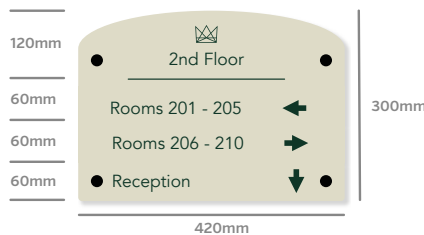
Should you have a corporate colour scheme or branding, hotel logo or type style you would like us to use in your design, please include this in your order. Find out more about our design services on the opposite page -->

8mm thick clear acrylic with rounded corners and polished edges. 19mm diameter stand-offs with 25mm depth.

## Curved Top Directory Sign Blank Options



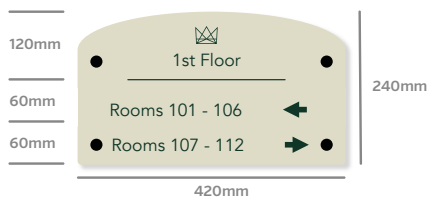
**HFD001** 1 line directory with header




**HFD003** 3 line directory with header



**HFD005** 6 line directory with header & footer



**HFD002** 2 line directory with header



**HFD004** 4 line directory with header

- ✓ Max letter height 30mm - 74pt (font dependant).
- ✓ Layouts above are a good guide to number of words/line length.


## How to Order:

- 1: Choose your sign blank/directory size.
- 2: State product Code and quantity required.
- 3: Email any logos, branding or corporate colour schemes along with a rough layout of your directory.
- 4: A proof of design will be sent for your approval before production.
- 5: Lead time 5-7 working days from approval of artwork.

Range of Stand-off Colours



Stand-off Dimensions: Diameter: 19mm. Depth: 25mm.



19mm polished gold stand-off wall mounts

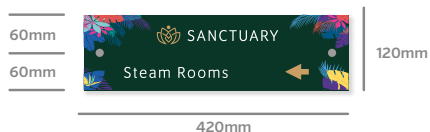
## In-House Design Service

With over 50 years experience in the sign and print industry, Mileta combines a professional and accomplished team with leading print technology, to help you create the look you want. From small personalisation to large format wow factor, our team of in-house designers will work with you to create the perfect artwork for your printed media, making it the best it can be and unique to you.

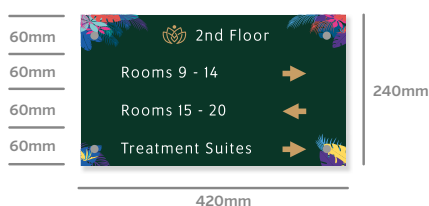
Many of our design services are free and included in the cost of the job. For more complex bespoke design work, we have a number of design package options, or we can print from artwork you supply. **Contact us today and talk to us about what you're looking to achieve!**

If you can't find what you're looking for, we can manufacture Hotel Floor and Directional signs to almost any size and style. Contact the office with your requirements and for a quote.

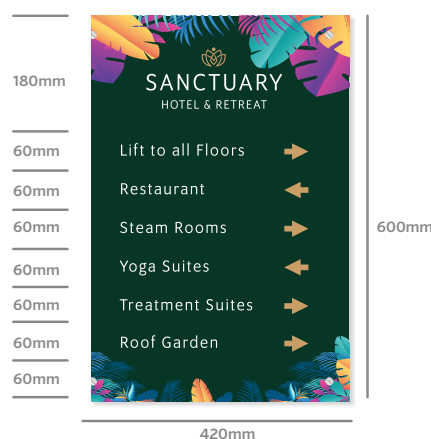
## Flat Top Directory Sign Blank Options



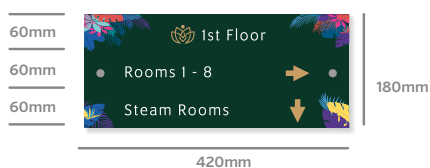
HFD006 1 line directory with header



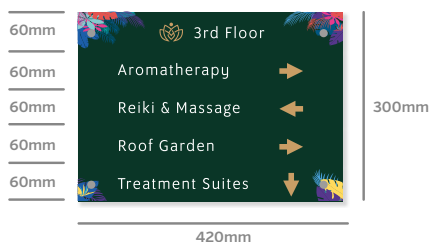
HFD08 3 line directory with header



HFD010 6 line directory with header & footer



HFD007 2 line directory with header



HFD009 4 line directory with header

- ✓ Max letter height 30mm - 74pt (font dependant).
- ✓ Layouts above are a good guide to number of words/line length.

# Door Numbers


## Premium Acrylic & Metal Door Numbers

These premium quality modern door numbers are ideal for hotels, apartments, guest houses, suites and offices to provide the perfect numbering system. With a choice of three designs and two stylish brushed aluminium back-plates to choose from, all signs in the range come complete with strong self-adhesive backing, making them easy to mount to most flat clean walls and doors. Other back plate and acrylic number colour options are available on request, contact the office for details.

- ✓ 3 Styles to choose from
- ✓ Manufactured from 1mm brushed gold or brushed silver aluminium back plates
- ✓ Numbers laser cut from 3mm thick gloss black acrylic
- ✓ Supplied complete with self-adhesive backing.

### How to Order:

- 1: State the product Code.
- 2: State the door numbers required.
- 3: State the total quantity required. Eg Numbers 101 to 120 [20 total].



Horizontal Door Number - up to 4 numbers			
Code	Plate Size (mm)	Number Height	Plate Colour
EN024	150(w) x 90(h) x 4(d)	35mm	Brushed Gold
EN025			Brushed Silver



Vertical Door Number - up to 3 numbers			
Code	Plate Size (mm)	Number Height	Plate Colour
EN026	75(w) x 150(h) x 4(d)	30mm	Brushed Gold
EN027			Brushed Silver



Cut Acrylic Door Numbers - up to 4 numbers			
Code	O/A Size (mm)	Number Height	Colour
EN028	150(w) x 45(h) x 3(d)	35mm	Gloss Black



All products on this page are supplied with Easy-peel high-tack adhesive backing for easy application.



### Looking for a different colour to match your premises decor?

Our aluminium back plates and acrylic numbers are available in a choice of colours. Call or contact the Office with your bespoke colour requirements.

## Atlas Door Numbers

Laser cut from 3mm thick gloss perspex and layered to give a 3 dimensional look, these contemporary door number discs are ideal for hotels, apartments, guest houses, suites and offices to provide the perfect numbering system. Choice of two colour ways, gloss black face with white number or gloss white face with black number. Supplied with high-tac self adhesive backing for ease of application to walls and doors. Other colours available on request. Contact the office for details.



Code	Size (mm)	Colour
EN029	120mm diameter	Gloss black with white number
EN030		Gloss white with black number

**Black & White or White & Black perspex as standard. Other colours available on request. Contact the office.**

## Laser Engraved Door Numbers

Simple and durable, our laser engraved door numbers are manufactured from 1.6mm laser laminate with contrast number and come supplied with high-tack self-adhesive backing.

### Laser Laminate Colour Options



Code	Size (mm)	Colour
EN031	90(w) x 58(h) oval	State your colour Code on order
EN032	90(w) x 58(h) rectangle	State your colour Code on orders



Easy-peel high-tack adhesive backing for easy application.

**Need a different shape? Contact the office to discuss your requirements and for a quote.**

# Deluxe Hotel & Guest House Room Notices

## QR Code Room Service Ordering / Guest Services Information

### Custom Made Notices - No Minimum Order

Guests can effortlessly access guests services by simply scanning a QR code using their smartphones. These tabletop QR code guest information notices can be personalised with your hotel name and logo, your choice of text and, of course, your QR code. Custom made with a choice of 3 printed finishes, Champagne Gold or Satin Silver with black print, and a full colour option as shown below.



#### How to Order:

- 1: State product Code and quantity required.
- 2: Email a rough design along with your QR code.
- 3: A proof of design will be sent for your approval.
- 4: Lead time 5-7 working days from approval of artwork.



Code	O/A Size (mm)	Plate Size (mm)	Plate Colour
EN033	100(w) x 150(h) x 60(d)	90 x 140	Full colour print
EN034	100(w) x 150(h) x 60(d)	90 x 140	Silver / Black print
EN035	100(w) x 150(h) x 60(d)	90 x 140	Gold / Black print



EN036	Satin Silver
EN037	Champagne Gold



EN038	Satin Silver
EN039	Champagne Gold



EN040	Satin Silver
EN041	Champagne Gold



EN042	Satin Silver
EN043	Champagne Gold



EN044	Satin Silver
EN045	Champagne Gold

We can print with your WiFi Network and password or leave blank for you to write on with a dry-wipe pen

- ✓ Manufactured from 3mm thick gloss black acrylic
- ✓ Size [mm]: 100(w) x 150(h) x 60(d)
- ✓ Choice of Satin Silver or Champagne Gold aluminium plate.



# Deluxe Hotel & Guest House Room Notices

## Hotel Bathroom & En-Suite Guest Information Notices

These stylish gloss black acrylic safety notices are ideal for placement in hotel and guest-house bathrooms and en-suites to inform guests of potential hazards. Supplied with high-tack self-adhesive backing for easy application to walls and doors.



- ✓ Manufactured from 3mm thick gloss black acrylic
- ✓ Size (mm): 115(w) x 180(h)
- ✓ Choice of Satin Silver or Champagne Gold aluminium plate.



EN046	Satin Silver
EN047	Champagne Gold



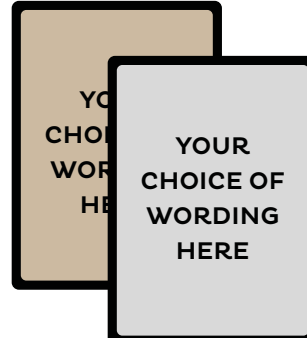
EN048	Satin Silver
EN049	Champagne Gold



EN050	Satin Silver
EN051	Champagne Gold



EN052	Satin Silver
EN053	Champagne Gold



EN066	Satin Silver
EN067	Champagne Gold

### How to Order:

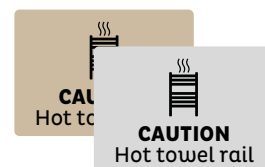
- 1: State product code and quantity required.
- 2: Email your required text.
- 3: A proof of design will be sent for your approval.
- 4: Lead time 5-7 working days from approval.

## Aluminium Hotel Bathroom & En-Suite Notices

- ✓ Printed on 0.5mm thick aluminium
- ✓ Size (mm): 105(w) x 74(h)
- ✓ Supplied with high-tack self-adhesive backing.



EN054	Satin Silver
EN055	Champagne Gold



EN056	Satin Silver
EN057	Champagne Gold



EN058	Satin Silver
EN059	Champagne Gold



EN060	Satin Silver
EN061	Champagne Gold



EN062	Satin Silver
EN063	Champagne Gold

If you can't find what you're looking for, we can manufacture safety signs to almost any size and style. Contact the office with your requirements and for a free quotation.

# Hotel & Guest House Notices

## Door Hangers



10  
PACK

Code	Colour
DH014	Natural (10 Pack)



10  
PACK

Code	Colour
DH0012	Red / Green (10 Pack)



10  
PACK

Code	Colour
DH010	Photo Print (10 Pack)

- ✓ Size (mm): 100 x 185
- ✓ Double sided - Do Not Disturb/Please Service Room
- ✓ Printed on 380gsm silk card with over-laminate

**Custom Printed Door Hangers** - Designed and printed to your specification. We can incorporate photo images, QR codes, or hotel logos into the design. **Minimum print run 250. Contact the office for a quotation**

## Collect Customer Reviews

These premium metal signs are a great way to interact with your customers or guests, letting them know their opinion matters and encouraging them to leave a review of your business. The fact of the matter is, **your company's best marketers and sales reps aren't your employees – they're your existing customers.** UK consumers are increasingly turning to online reviews when it comes to booking hotels and restaurants. A survey by American Express found that more than 80% of UK consumers are now researching online before booking a hotel and 62% before booking a restaurant.

A4



A6



**"A great review is everything to a business and can really help boost your social media presence and increase future bookings!"**

- ✓ Printed on 0.5mm thick brushed silver aluminium
- ✓ Choice of 2 sizes: A6 and A4
- ✓ Your choice of review site logo

Code	Size
EN064	A6 (105 x 148mm)
EN065	A4 (210 x 297mm)

### How to Order:

- 1: State the product code and quantity required.
- 2: Email your QR code and name of review company..
- 3: We will send an artwork proof for approval.
- 4: Lead time 5-7 working days from approval of artwork.




Easy peel high tack self adhesive backing for easy fixing to doors, walls and mirrors.



# Leisure Club & Swimming Pool Notices

## Locker Numbers

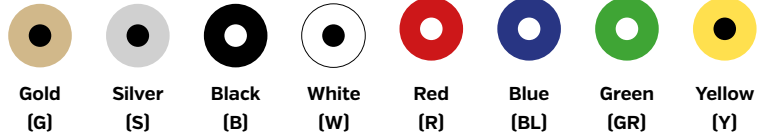
Our laser engraved locker numbers are ideal for swimming pool and leisure centre changing rooms. 1.5mm thick laser laminate, supplied with high-tack self adhesive backing for easy application. Choice of colours available.



EN001 38mm diameter

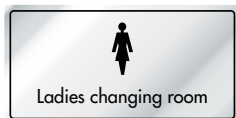
### How to Order:

State the product Code, colour (including suffix) and the numbers required.

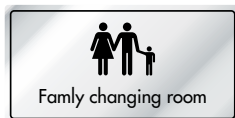


## Leisure Facility Information Signs

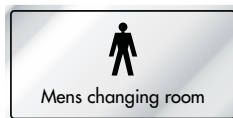
Printed onto 0.5mm brushed silver aluminium with high-tack self adhesive backing for easy application. 200 x 100mm



Code ID001



Code ID002



Code ID003




Code ID004



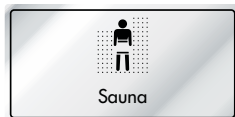
Code ID005



Code ID006



Code ID007



Code ID008



Code ID009



Code ID012



Code ID013



Code ID014



Code ID017



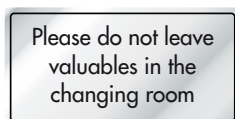
Code ID018



Code ID019



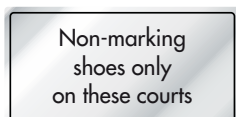
Code ID022



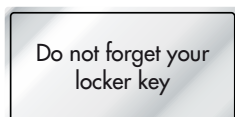
Code ID023



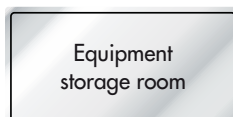
Code ID024



Code ID027




Code ID028



Code ID029



Code ID010



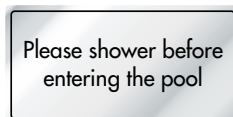
Code ID011



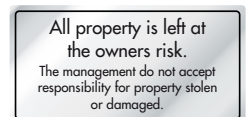
Code ID015



Code ID016



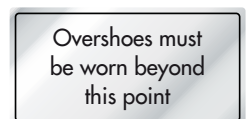
Code ID020



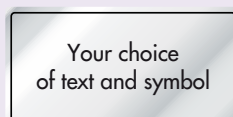
Code ID021



Code ID025



Code ID026



Code ID030

### How to Order:

State the product Code and your choice of wording and symbol, if required. A proof will be sent for your approval.



# Leisure Club & Swimming Pool Notices

## Swimming Pool Safety Notices

300 x 400mm signs printed onto 0.7mm white aluminium with high tack self adhesive backing.

400 x 600mm signs printed onto 5mm foam board with over-laminate and high tack self adhesive backing.

**POOL SAFETY RULES**  
THIS FACILITY IS FOR GUESTS/RESIDENTS ONLY

**ALL GUESTS USE THIS POOL AT THEIR OWN RISK. CHILDREN UNDER 16 MUST BE SUPERVISED BY A RESPONSIBLE ADULT AT ALL TIMES.**

**The following are NOT permitted**

NO running, bombing, diving, pushing or creating a nuisance  
NO food, drink, glass, alcohol, gum or smoking.  
NO Pets.

**Proper swimming costume only.**  
We reserve the right to ask guests/residents to leave the Pool area for failure to observe the above Safety Rules.

**In an emergency contact Reception on the phone provided**

Please be respectful to others, and most of all *enjoy and have fun!*

SPS025 300 x 400

SPS026 400 x 600



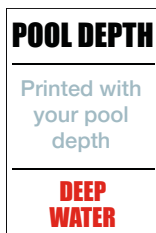
SPS001 400 x 600



SPS002 400 x 600

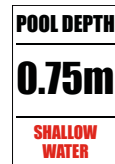


SPS027 600 x 400




SPS008 400 x 600

State depth of water when ordering:  
e.g. SPS009 0.75m  
(as shown below)



SPS009 400 x 600



SPS007 400 x 600



SPS010 300 x 400



SPS011 300 x 400



SPS012 300 x 400



SPS018 300 x 400



SPS019 300 x 400



SPS024 300 x 400

## Portable Floor Stand Safety Notices

A floor sign suitably placed helps prevent accidents, injuries and subsequent costly damages. Strong and lightweight moulded plastic folds flat for easy storage. Integral handles. Printed both sides. Size (mm): 300(w) x 620(h) x 310(d)



Code FL059



Code FL060



Code FL061



Code FL062



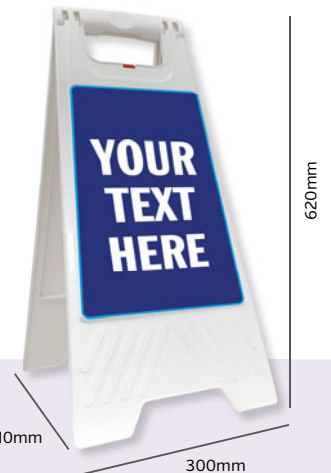
Code FL063



Code FL069



Code FL068



### Custom Notices

Code FL070

#### How to Order:

- 1: State product Code and quantity required.
- 2: State the text and colours you require.
- 3: Email any logos or images you may wish to use.
- 4: We will supply an artwork proof for approval.
- 5: Lead time 5-7 working days from approval of artwork.


# Laser Cut Door & Directional Signs

## Atlas Toilet Door Signs


Laser cut from 3mm thick gloss perspex and layered to give a 3 dimensional look, these contemporary toilet door symbol discs are ideal for hotels, apartments, guest houses, suites and offices. Choice of two colour ways, gloss black face with white number or gloss white face with black number. Supplied with high-tack self adhesive backing for ease of application to doors or walls. Other colours available on request. Contact the office for details.



- ✓ Manufactured from 3mm thick acrylic
- ✓ Gloss Black with White symbol or White with Gloss Black symbol as standard
- ✓ Size: 120mm diameter - 6mm depth
- ✓ Complete with high-tack easy peel self adhesive backing for easy application to door and walls.




Gents Toilet



Ladies Toilet



Disabled Toilet



Ladies & Gents Toilet



Baby Changing

Code	Colour
DS083	Black/White Symbol
DS084	White/Black Symbol

Code	Colour
DS085	Black/White Symbol
DS086	White/Black Symbol

Code	Colour
DS087	Black/White Symbol
DS088	White/Black Symbol

Code	Colour
DS089	Black/White Symbol
DS090	White/Black Symbol

Code	Colour
DS091	Black/White Symbol
DS092	White/Black Symbol

## Custom Directional Wall Signs - Your Choice of Symbols & Direction



**Example design:** Code: DS093: Gloss Black face plate with cut out Ladies, Gents and Disabled symbol with Arrow pointing right. Gloss White base plate for contrast. 3mm cut out relief.

The perfect partner to our Atlas Toilet Door Signs. A choice of two colour ways and supplied with high-tack self adhesive backing for ease of application to walls and doors.

- ✓ Manufactured from 3mm thick acrylic
- ✓ Gloss Black face with White symbols or Gloss White face with Black symbols.
- ✓ Size (mm): 450(w) x 200(h) x 6(d)
- ✓ Complete with high-tack easy peel self adhesive backing for easy application to interior walls. Can be drilled for screw fixing.



### How to Order:

- 1: State product Code and quantity required.
- 2: Choose your symbols and tell us which way the directional arrow needs to point. *Eg. Ladies, Gents and Disabled with arrow right.*
- 4: We will supply an artwork proof for approval.
- 5: Lead time 5-7 working days from approval.


Code	Colour	Size (mm)
DS093	Black with White Symbols	450(w) x 200(h) x 6(d)
DS094	White with Black Symbols	450(w) x 200(h) x 6(d)

# Laser Cut Door & Directional Signs

## Laser Cut Toilet Door Symbols

Laser cut from 3mm thick gloss black or white perspex, these simple but contemporary toilet door symbols are an easy way to let your customers, guests or visitors know where your toilets are. Available in 3 sizes with arrow symbols to match, these cut perspex symbols come complete with easy peel high-tack self adhesive backing for quick and easy application.

**Please state colour suffix after product code when ordering:** Black [B] White [W]. e.g. DS097-B, 150mm Gents toilet symbol black.



Gents Toilet		
Code	Height	Width
DS097	150 mm	55 mm
DS098	200 mm	75 mm
DS099	300 mm	110 mm




Ladies Toilet		
Code	Height	Width
DS100	150 mm	65 mm
DS101	200 mm	90 mm
DS102	300 mm	134 mm



Disabled Toilet		
Code	Height	Width
DS103	121mm	112 mm
DS104	162mm	150 mm
DS105	245mm	227 mm



Arrow		
Code	Height	Width
DS106	100mm	51 mm
DS107	150mm	75 mm
DS108	200mm	103 mm



### Looking for a different colour to match your hotel decor?

We can laser cut perspex symbols to almost any size and in a wide range of colours. We can even cut letters and numbers if required. Contact the office with your requirements and for a free quotation.

## Wine / Cocktail Bar Toilet Door Signs

Laser cut from 3mm thick gloss black perspex and layered with a brushed gold, brushed silver or white laser laminate symbol to give a 3 dimensional look, these contemporary door discs are ideal for wine bars or cocktail bars to provide a fun and quirky ladies and gents toilet identification system. Supplied with high-tack self adhesive backing for ease of application to doors or walls.



- ✓ Gloss Black perspex with Silver, Gold or White laser laminate symbol. Sold in packs of 2 - 1 x Ladies & 1 x Gents.
- ✓ Size: 120mm diameter - 4.6mm depth
- ✓ Complete with high-tack easy peel self adhesive backing.



Black / Gold

Black / Silver

Black / White





Code	Size (mm)	Colour
DS095	120 Diameter	Black with Brushed Gold symbols
DS096		Black with Brushed Silver symbols
DS129		Black with White symbols

# Washroom Door & Directional Sign System



## Polaris Washroom Wayfinding System

The Polaris washroom wayfinding sign system is ideal for bars, cafés, hotels or restaurants that are looking for a simple but stylish sign system to direct customers to their toilet and washroom facilities. The Polaris system offers a choice of 3 standard colours, gold, silver or white (as shown below), to suit most décors. Should these colour combinations not be suitable, please contact the office, as we have many more colours available.

-  Easy-peel high-tack adhesive backing for easy application.
-  Durable and long-lasting, suitable for indoor and outdoor use.
-  150mm diameter disc.
-  Engraved 1.6mm thick Smooth Laser Laminate material.

### Standard Laser Laminate Options:

- G** Matt Gold with black engraved symbols
- B** Matt Silver with black engraved symbols
- W** White with black engraved symbols

*Other colour options available on request.*



**Ladies & Gents Toilet Door Symbol**

Code	Colour
DS044	Silver
DS053	Gold
DS062	White



**Ladies Toilet Door Symbol**

Code	Colour
DS045	Silver
DS054	Gold
DS063	White



**Gents Toilet Door Symbol**

Code	Colour
DS046	Silver
DS055	Gold
DS064	White



**Disabled Toilet Door Symbol Left**

Code	Colour
DS047	Silver
DS056	Gold
DS065	White



**Disabled Toilet Door Symbol Right**

Code	Colour
DS048	Silver
DS057	Gold
DS066	White



**Disabled & Baby Change Door Symbol Left**

Code	Colour
DS049	Silver
DS058	Gold
DS067	White




**Disabled & Baby Change Door Symbol Right**

Code	Colour
DS050	Silver
DS059	Gold
DS068	White



**Baby Change Toilet Door Symbol**

Code	Colour
DS051	Silver
DS060	Gold
DS069	White



**Arrow Directional Symbol**

Code	Colour
DS052	Silver
DS061	Gold
DS070	White



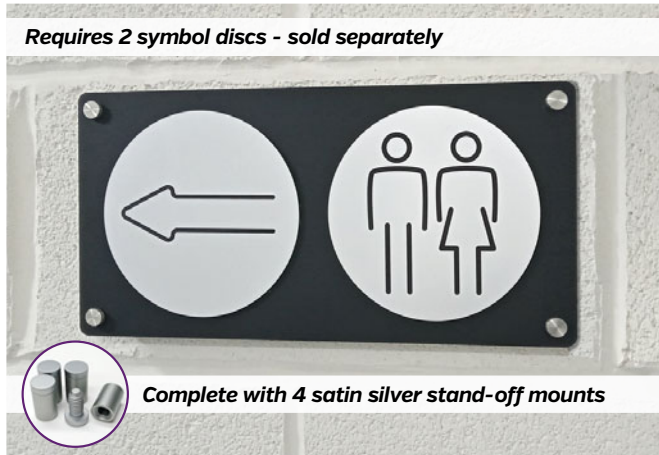
All products in the Polaris range come bagged with header cards for showroom display. 5-Sided rotary showroom display stands available. Contact the office for more details.



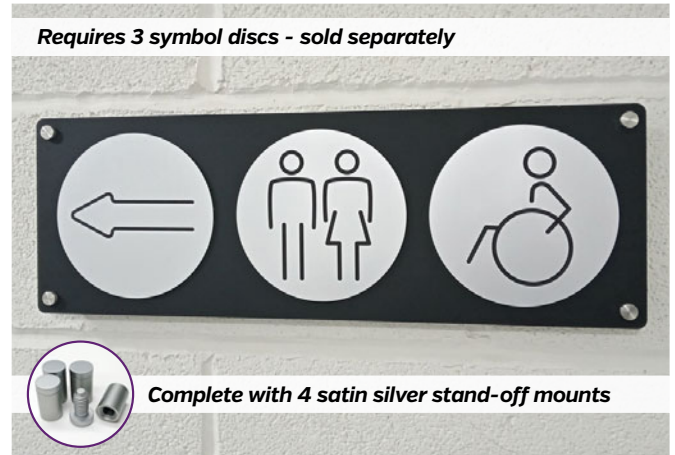
# Washroom Door & Directional Sign System

## Polaris Directional Wayfinding Display Mounts

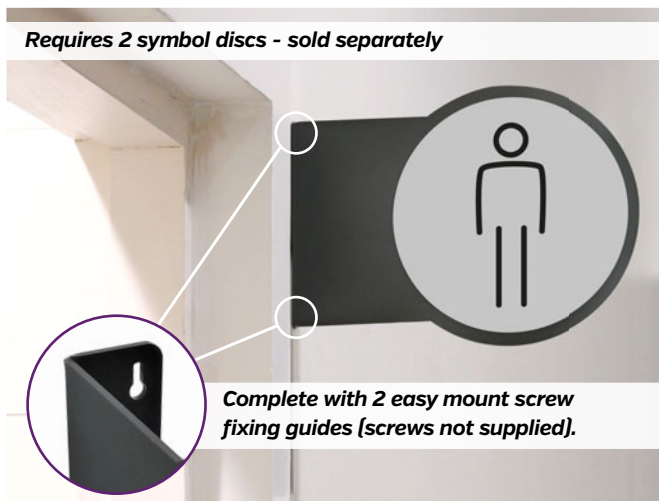
Our Polaris wayfinding display mounts can be fixed to the wall in either landscape or portrait orientation and come complete with 4 satin silver stand-off sign mounts for a professional finish. Manufactured from 3mm black satin acrylic with rounded corners and laser engraved placement guides for ease of symbol disc application. **Symbol discs are sold separately, see opposite page.**



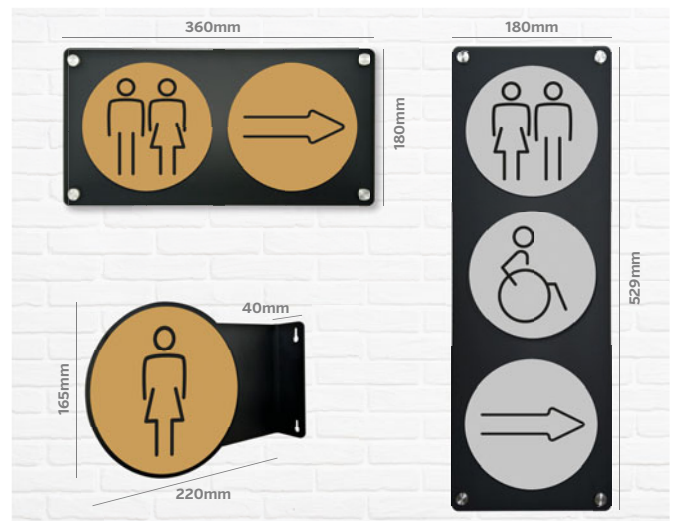
Code	Description	Size (mm)
DS071	2 Symbol wall mounted plaque	360 x 180



Code	Description	Size (mm)
DS072	3 Symbol wall mounted plaque	529 x 180



Code	Description	Size (mm)
DS073	2 Symbol projecting sign	220(w) x 165(h) x 40(d)



2 & 3 Disc display mounts can be mounted in portrait or landscape format to fit your space as required.

## Upgrade Your Stand-Off Wall Mounts

Upgrade your standard satin silver stand-off wall mounts to either Polished Gold or Stainless Steel.



Laser cut 3mm black satin anti-reflective acrylic.



Laser etched guides for easy application of disc symbols.



Durable and long-lasting, suitable for indoor and outdoor use.



Wall plaques can be mounted landscape or portrait and come complete with 4 satin silver stand-off wall mounts. **13mm diameter and 20mm length.**



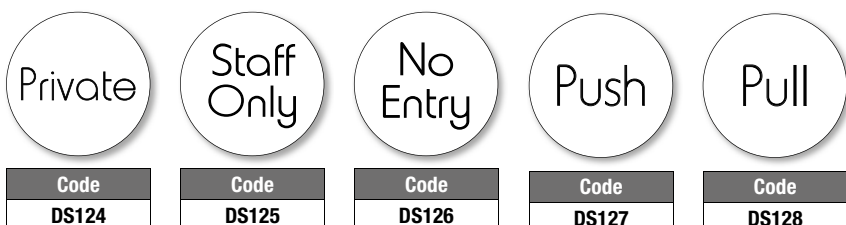
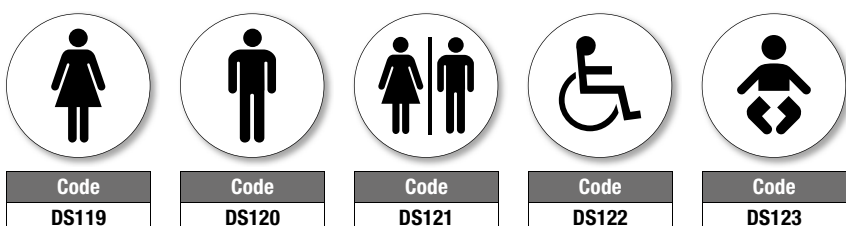
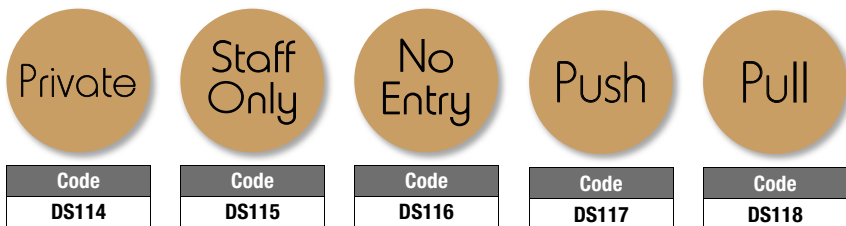
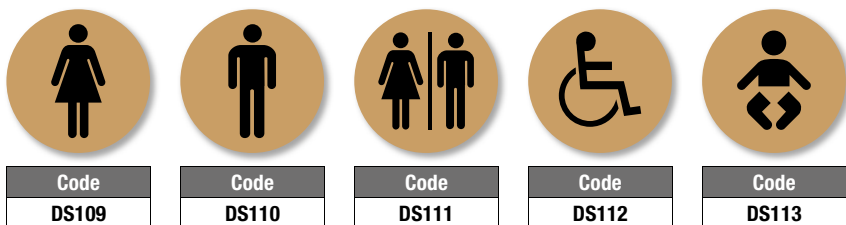
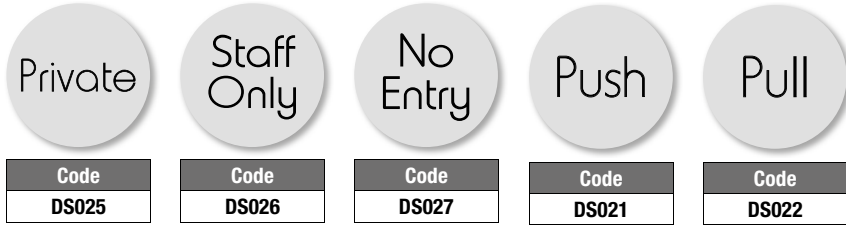
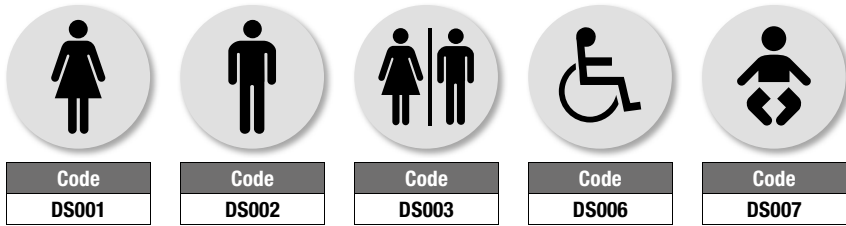
Code	<b>DS074</b>
Colour	Polished Gold
Diameter	13mm
Length	20mm



Code	<b>DS075</b>
Colour	Stainless Steel
Diameter	13mm
Length	20mm

# Pluto Door Signs

Our Pluto door signs are manufactured from 1.6mm thick laser laminate and come in a Matt Silver, Matt Gold or Matt White finish with a printed black symbol or text. Each door disc has a high-tack easy peel self adhesive backing for easy application to your door.  
**Size: 75mm diameter.**



All products on these two pages (84 & 85) come bagged with a header card for showroom or retail display.

Custom colour options available, contact the office. 



See Pages 81 & 84 of our Fire & Safety Signs section for more door discs and notices

# Mercury Washroom Door Signs

Our Mercury door signs are printed onto 0.5mm thick aluminium with rounded corners and a high-tack self adhesive backing for easy application. They are supplied individually bagged with a header card for showroom display. Available in a choice of colours, as shown below. Gold and Silver door signs have a brushed finish and the white door signs have a gloss finish.



Black on Gold



Black on Silver




Black on White



Gold on Black

## 85 x 130mm Door Signs



Code	Colour
DM001	Black on White
DM021	Black on Gold
DM041	Black on Silver
DM081	Gold on Black

Code	Colour
DM002	Black on White
DM022	Black on Gold
DM042	Black on Silver
DM082	Gold on Black

Code	Colour
DM003	Black on White
DM023	Black on Gold
DM043	Black on Silver
DM083	Gold on Black

Code	Colour
DM004	Black on White
DM024	Black on Gold
DM044	Black on Silver
DM084	Gold on Black

Code	Colour
DM005	Black on White
DM025	Black on Gold
DM045	Black on Silver
DM085	Gold on Black

## 180 x 45mm Door Signs



Code	Colour
DM006	Black on White
DM026	Black on Gold
DM046	Black on Silver
DM086	Gold on Black



Code	Colour
DM007	Black on White
DM027	Black on Gold
DM047	Black on Silver
DM087	Gold on Black



Code	Colour
DM008	Black on White
DM028	Black on Gold
DM048	Black on Silver
DM088	Gold on Black



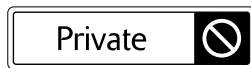
Code	Colour
DM009	Black on White
DM029	Black on Gold
DM049	Black on Silver
DM089	Gold on Black



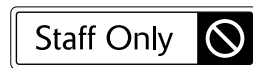
Code	Colour
DM010	Black on White
DM030	Black on Gold
DM050	Black on Silver
DM090	Gold on Black




Code	Colour
DM011	Black on White
DM031	Black on Gold
DM051	Black on Silver
DM091	Gold on Black



Code	Colour
DM012	Black on White
DM032	Black on Gold
DM052	Black on Silver
DM092	Gold on Black



Code	Colour
DM013	Black on White
DM033	Black on Gold
DM053	Black on Silver
DM093	Gold on Black



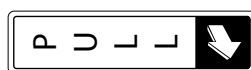
Code	Colour
DM014	Black on White
DM034	Black on Gold
DM054	Black on Silver
DM094	Gold on Black



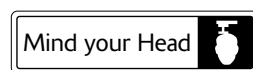
Code	Colour
DM015	Black on White
DM035	Black on Gold
DM055	Black on Silver
DM095	Gold on Black



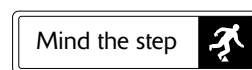
Code	Colour
DM016	Black on White
DM036	Black on Gold
DM056	Black on Silver
DM096	Gold on Black




Code	Colour
DM017	Black on White
DM037	Black on Gold
DM057	Black on Silver
DM097	Gold on Black



Code	Colour
DM018	Black on White
DM038	Black on Gold
DM058	Black on Silver
DM098	Gold on Black



Code	Colour
DM019	Black on White
DM039	Black on Gold
DM059	Black on Silver
DM099	Gold on Black



Code	Colour
DM020	Black on White
DM040	Black on Gold
DM060	Black on Silver
DM100	Gold on Black

## Fire Escape Signs The British Standard BS 5499-4 Code of Practice for escape route signs

1. Fire Exit and Exit signs should be, so far as reasonably practicable, evenly spread and consistently located at the same height so that the evacuee can quickly and effectively predict the location of the next sign within the escape route.
2. Signs should not be fixed to doors or sited where they may be obscured by open doors.
3. Signs sited on walls should be mounted between 1.7m and 2.0m from floor level measured from the base of the sign.

### Materials Guide



#### S/A Vinyl Sticker

- Glossy white vinyl sticks to most surfaces.
- Peel off self adhesive backing
- Indoor or Outdoor use.



#### M/P White Aluminium 0.7mm

- Glossy white surface
- Peel off self adhesive backing
- Indoor or Outdoor use.



#### F/P: Semi-rigid Polypropylene - 1.2mm

- Recyclable - Environmentally friendly
- Ideal for indoor or outdoor use.
- Can be easily drilled or punched.



#### P/L: Photoluminescent - flexible PVC

- Provides visibility in the dark
- 1.2mm 'glow in the dark' material
- Can be drilled/punched for screw fixing

## Fire Escape Signs - 300 x 100mm



ES599	M/P
ES600	S/A
ES601	P/L



ES602	M/P
ES603	S/A
ES604	P/L



ES605	M/P
ES606	S/A
ES607	P/L



ES608	M/P
ES609	S/A
ES610	P/L



ES611	M/P
ES612	S/A
ES613	P/L



ES614	M/P
ES615	S/A
ES616	P/L



ES617	M/P
ES618	S/A
ES619	P/L



ES620	M/P
ES621	S/A
ES622	P/L



ES623	M/P
ES624	S/A
ES625	P/L



## Fire Escape Signs - 450 x 150mm



ES001	F/P
ES002	S/A
ES167	P/L



ES003	F/P
ES004	S/A
ES168	P/L



ES005	F/P
ES006	S/A
ES169	P/L



ES007	F/P
ES008	S/A
ES170	P/L



ES029	F/P
ES030	S/A
ES171	P/L



ES031	F/P
ES032	S/A
ES172	P/L



ES121	F/P
ES122	S/A
ES173	P/L



ES119	F/P
ES120	S/A
ES174	P/L



ES151	F/P
ES152	S/A
ES253	P/L



ES153	F/P
ES154	S/A
ES254	P/L



ES155	F/P
ES156	S/A
ES255	P/L



ES157	F/P
ES158	S/A
ES256	P/L



ES159	F/P
ES160	S/A
ES257	P/L



ES161	F/P
ES162	S/A
ES258	P/L















ES163	F/P
ES164	S/A
ES259	P/L



ES165	F/P
ES166	S/A
ES260	P/L


## Fire Escape Signs - 300 x 150mm









					
ES009 F/P ES010 S/A ES245 P/L	ES011 F/P ES012 S/A ES246 P/L	ES013 F/P ES014 S/A ES247 P/L	ES015 F/P ES016 S/A ES248 P/L	ES023 F/P ES024 S/A ES249 P/L	ES017 F/P ES018 S/A ES250 P/L
					
ES027 F/P ES028 S/A ES175 P/L	ES025 F/P ES026 S/A ES176 P/L	ES133 F/P ES134 S/A ES177 P/L	ES131 F/P ES132 S/A ES178 P/L	ES019 F/P ES020 S/A ES251 P/L	ES021 F/P ES022 S/A ES252 P/L

## Finger/Door Safety Signs - 75 x 300mm

Finger/Door Plate signs are ideal for placing next to entrances or on door to give both safety and directional information.

**Material:** 1mm gloss white aluminium with rounded corners, over-laminate and high tack self adhesive backing. **Size:** 75 x 300mm.



							
ES229	ES230	ES231	ES232	ES233	ES234	ES235	ES236

## Premium Clear Acrylic Fire Escape Route Signs



- ✓ Functional, modern, contemporary and stylish fire escape route signs
- ✓ Conform to British Standards
- ✓ 8mm thick glass-look acrylic panel, supplied with 4 x satin silver stand off wall mounts as standard (19mm diameter x 25mm depth)
- ✓ Ideal for Hotels, Bars & Restaurants
- ✓ Suitable for internal and external applications



















					
ES397 300 x 150	ES398 300 x 150	ES399 300 x 150	ES400 300 x 150		
					
ES401 300 x 150	ES402 300 x 150	ES403 300 x 150	ES404 300 x 150	ES405 300 x 150	ES406 300 x 150
					
ES407 450 x 150	ES408 450 x 150	ES409 450 x 150	ES410 450 x 150		
					
ES411 450 x 150	ES412 450 x 150	ES413 450 x 150	ES414 450 x 150		

# Fire & Safety Signs

## Fire Escape Signs for Physically Impaired / Disabled

When planning your fire escape routes and evacuation procedures. Have you considered the evacuation of staff, visitors and guests who are physically impaired / disabled. You have a legal requirement to provide a clear escape route for all people, including those who are physically impaired / disabled. This range of signs has been designed to give a clear indication of a safe route and place of safety for the physically impaired / disabled.

				
ES179 F/P ES180 S/A ES203 P/L	ES181 F/P ES182 S/A ES204 P/L	ES187 F/P ES188 S/A ES205 P/L	ES189 F/P ES190 S/A ES206 P/L	
				
ES183 F/P ES184 S/A ES207 P/L	ES185 F/P ES186 S/A ES208 P/L	ES191 F/P ES192 S/A ES209 P/L	ES193 F/P ES194 S/A ES210 P/L	ES201 M/P ES202 S/A ES265 P/L
				
ES311 F/P ES312 S/A ES313 P/L	ES314 F/P ES315 S/A ES316 P/L	ES197 M/P ES198 S/A ES267 P/L	ES323 M/P ES324 S/A ES325 P/L	ES199 M/P ES200 S/A ES268 P/L
				
ES317 F/P ES318 S/A ES319 P/L	ES320 F/P ES321 S/A ES322 P/L			









**Materials Guide:** M/P - 0.7mm Metal Plate with high tack self adhesive backing.  
S/A - Self adhesive vinyl sticker.  
F/P - Semi-rigid Polyprop Notice - 1.2mm.  
P/L - Photoluminescent, glow in the dark notice - 1.2mm

## Fire Escape Signs for **NHS** & Care Homes

Designed with hospitals and other healthcare facilities in mind. These fire exit signs feature the flame symbol which is proven to improve recognition and understanding of the escape symbols meaning.

				
ES299 F/P ES300 S/A ES301 P/L	ES281 F/P ES282 S/A ES283 P/L	ES284 F/P ES285 S/A ES286 P/L	ES287 F/P ES288 S/A ES289 P/L	ES290 F/P ES291 S/A ES292 P/L
				
ES302 F/P ES303 S/A ES304 P/L	ES293 F/P ES294 S/A ES295 P/L	ES296 F/P ES297 S/A ES298 P/L	ES305 F/P ES306 S/A ES307 P/L	ES308 F/P ES309 S/A ES310 P/L

## Fire Emergency Access Signs - 200 x 100mm

	ES626 M/P ES627 S/A ES628 P/L		ES629 M/P ES630 S/A ES631 P/L		ES632 M/P ES633 S/A ES634 P/L		ES451 M/P ES452 S/A ES453 P/L
	ES454 M/P ES455 S/A ES456 P/L		ES457 M/P ES458 S/A ES459 P/L		ES445 M/P ES446 S/A ES447 P/L		ES448 M/P ES449 S/A ES450 P/L

## Emergency Escape Route Signs 450 x 150mm



ES135	F/P
ES136	S/A
ES261	P/L



ES433	F/P
ES434	S/A
ES435	P/L



ES137	F/P
ES138	S/A
ES263	P/L



ES139	F/P
ES140	S/A
ES264	P/L



ES436	F/P
ES437	S/A
ES438	P/L



ES439	F/P
ES440	S/A
ES441	P/L



ES442	F/P
ES443	S/A
ES444	P/L



ES075	F/P
ES076	S/A
ES262	P/L

## Wall & Post Mounted Fire Assembly Point Signs

When planning your fire safety evacuation, you must inform staff, visitors and guests of your external fire assembly points. Our wall and post mounted fire assembly points have been designed for clear identification.

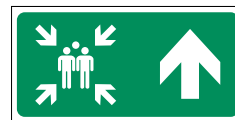
### Wall Mounted



ES090	M/P	300 x 150mm
ES091	S/A	



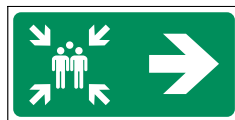
ES460	M/P	300 x 150mm
ES461	S/A	



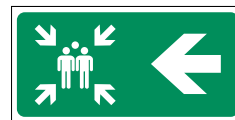
ES462	E/R	300 x 150mm
ES463	S/A	



ES464	M/P	300 x 150mm
ES465	S/A	



ES466	M/P	300 x 150mm
ES467	S/A	



ES468	E/R	300 x 150mm
ES469	S/A	



ES141	E/R	600 x 400mm
ES142	S/A	



ES635	E/R	400 x 600mm
ES636	S/A	



ES143	E/R	600 x 400mm
ES144	S/A	



ES637	E/R	400 x 600mm
ES638	S/A	

**Materials Guide:** S/A - Self adhesive vinyl sticker  
E/R - Exterior grade 3mm aluminium composite panel  
M/P - 0.7mm Metal Plate with high tack self adhesive backing.

\*State either the number or letter required for your Fire Assembly Point sign when you order.

### Post Mounted

Manufactured from 12swg aluminium (as standard) with channel rails on the reverse. Supplied with steel clips and fixings for post mounting. Posts not supplied.




ES269	E/R	400 x 600mm
-------	-----	-------------



ES270	E/R	400 x 600mm
-------	-----	-------------

## Extra Large Fire Exit Signs - Ideal for Schools & Leisure Centres



ES276	E/R	1200 x 400mm
-------	-----	--------------



ES278	E/R	1200 x 400mm
-------	-----	--------------



ES280	E/R	1200 x 400mm
-------	-----	--------------

These large format signs give an extended viewing distance due to their size. They are ideal for factories and warehouses, school and sports halls and large properties. Suitable for interior and exterior use.

# Fire Extinguisher & Equipment Safety Signs




**(M/P)**  
**White Aluminium**  
**0.7mm**

- Gloss white surface
- Peel off self adhesive backing
- Suitable for indoor or outdoor use
- Can be easily drilled or punched for screw fixing.



**(M/S)**  
**Brushed Silver Aluminium**

- Brushed silver surface
- Peel off self adhesive backing
- Suitable for indoor or outdoor use
- Can be easily drilled or punched for screw fixing.



**(S/A)**  
**Self Adhesive Vinyl Sticker**

- Gloss white vinyl sticks to almost any clean surface
- Peel off self adhesive backing
- Suitable for indoor or outdoor use.



**(P/L)**  
**Photoluminescent Vinyl Sticker**

- Provides visibility in the dark
- 'Glow in the Dark' material
- Peel off self adhesive backing sticks to most clean surfaces.

## Fire Extinguisher & Equipment Safety Signs

Inform your employees and visitors on how to identify the correct extinguisher in the event of a fire. Position around your building to highlight the correct usage. It is a legal requirement to ensure fire equipment is clearly marked and identifiable.


80 x 200mm



FS211 M/P  
 FS212 M/S  
 FS213 S/A  
 FS214 P/L



FS215 M/P  
 FS216 M/S  
 FS217 S/A  
 FS218 P/L



FS219 M/P  
 FS220 M/S  
 FS221 S/A  
 FS222 P/L

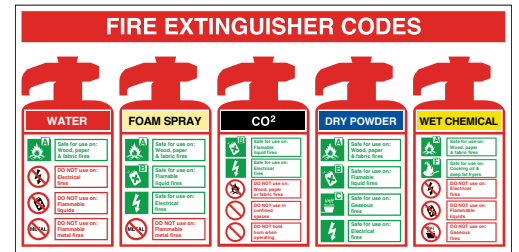


FS223 M/P  
 FS224 M/S  
 FS225 S/A  
 FS226 P/L



FS227 M/P  
 FS228 M/S  
 FS229 S/A  
 FS230 P/L

**Fire Extinguisher Codes with Foam Spray**



400 x 200mm


FS251	M/P - White Aluminium
FS252	M/S - Silver Aluminium
FS253	S/A - Vinyl Sticker
FS254	P/L - Photoluminescent



FS231 M/P  
 FS232 M/S  
 FS233 S/A  
 FS234 P/L



FS235 M/P  
 FS236 M/S  
 FS237 S/A  
 FS238 P/L



FS239 M/P  
 FS240 M/S  
 FS241 S/A  
 FS242 P/L

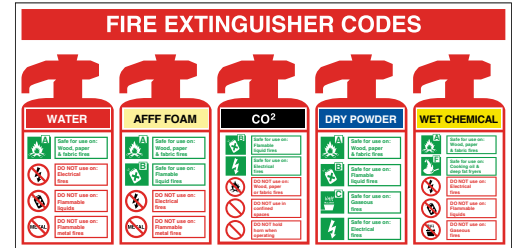


FS243 M/P  
 FS244 M/S  
 FS245 S/A  
 FS246 P/L



FS247 M/P  
 FS248 M/S  
 FS249 S/A  
 FS250 P/L

**Fire Extinguisher Codes with AFFF Foam**



400 x 200mm

FS255	M/P - White Aluminium
FS256	M/S - Silver Aluminium
FS257	S/A - Vinyl Sticker
FS258	P/L - Photoluminescent



100 x 100mm

FS066	M/P
FS259	M/S
FS067	S/A
FS075	P/L

200 x 100mm

FS019	M/P
FS260	M/S
FS020	S/A
FS069	P/L

200 x 100mm

FS163	M/P
FS261	M/S
FS164	S/A
FS165	P/L

100 x 100mm

FS166	M/P
FS262	M/S
FS167	S/A
FS168	P/L

**Directional Arrow**  
 To be used at the side of fire safety notices.

For directions; Left or Right



100 x 100mm

FS169	M/P
FS263	M/S
FS170	S/A
FS171	P/L



200 x 100mm

FS145	M/P
FS264	M/S
FS146	S/A
FS147	P/L



200 x 100mm

FS148	M/P
FS265	M/S
FS149	S/A
FS150	P/L



200 x 100mm

FS151	M/P
FS266	M/S
FS152	S/A
FS153	P/L



200 x 100mm

FS013	M/P
FS267	M/S
FS014	S/A
FS068	P/L



200 x 100mm

FS142	M/P
FS268	M/S
FS143	S/A
FS144	P/L



## Fire Door Notices

### Clearly identify fire doors around your premises

Fire doors must display a sign on each side of the door to explain that they should be kept shut or kept clear for emergency access.

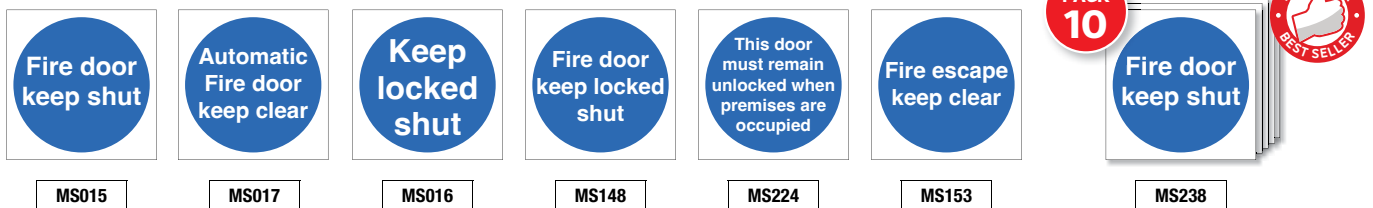
Can't find what you're looking for?

We can make it for you!

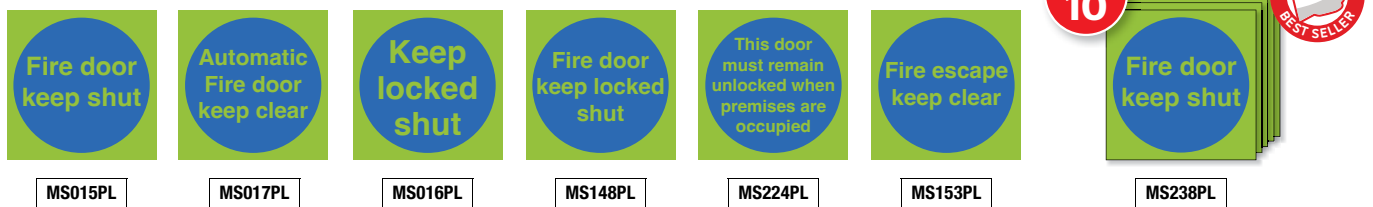
Custom Safety Signs. See pages 102 to 104



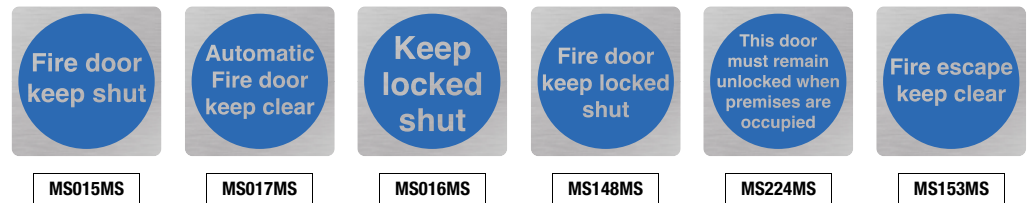
### Self Adhesive Square Vinyl Stickers - 100 x 100mm



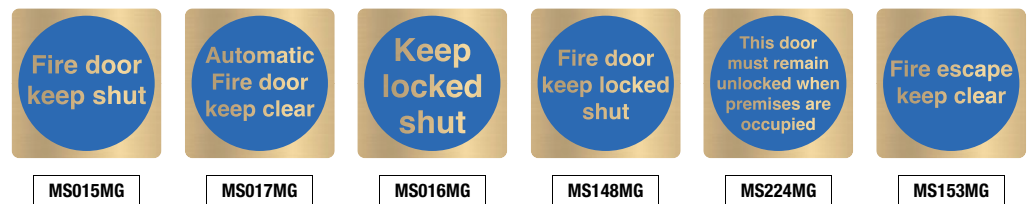
### Glow in the Dark - Photoluminescent Self Adhesive Square Vinyl Stickers - 100 x 100mm



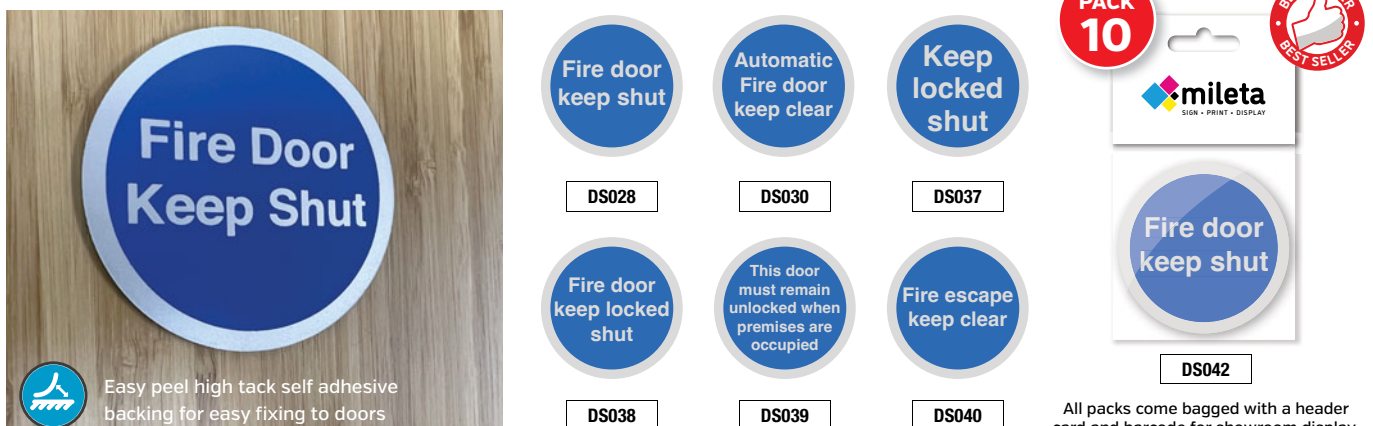
### Brushed Silver Aluminium Notice - 100 x 100mm - High tack easy peel self adhesive backing



### Brushed Gold Aluminium Notice - 100 x 100mm - High tack easy peel self adhesive backing



### Rigid (1.6mm) Satin Silver Discs - 75mm diameter - High tack easy peel self adhesive backing



All packs come bagged with a header card and barcode for showroom display.

# Fire Actions Notices

Fire Action Notices are compulsory signs that MUST be displayed throughout your premises to help make sure the correct steps are taken should a fire be discovered. They provide crucial instructions for staff, guests and visitors during a fire emergency, ensuring everyone knows the essential actions to take; from raising alarms, to your fire assembly point locations. It is advised to place these signs next to every manual call point in your premises, allowing for swift and organised responses to potential fires and minimising confusion in high-stress situations.

## Premium Fire Action Notices

**Brushed Gold or Silver Aluminium - Complete with frame option for more prestigious locations**



Upgrade to a premium material and help ensure you meet your Fire Action notice requirements, whilst maintaining a professional image to both staff and visitors alike. Our range of Brushed Gold or Silver Fire Action notices are printed on 0.7mm aluminium and look fantastic in a frame for more prestigious locations.

**Sign Only:** Brushed Gold or Silver notice. Complete with easy peel high tack self-adhesive backing as standard.

**Sign & Frame:** 17mm black aluminium frame with notice. Supplied boxed and comes complete with wall fixings.



Also available in Brushed Gold



A4 (210 x 297mm)	
MS240	Silver
MS241	Silver in Frame
MS242	Gold
MS243	Gold in Frame

A4 (210 x 297mm)	
MS244	Silver
MS245	Silver in Frame
MS246	Gold
MS247	Gold in Frame

A4 (210 x 297mm)	
MS252	Silver
MS253	Silver in Frame
MS254	Gold
MS255	Gold in Frame

A5 (148 x 210mm)	
MS248	Silver
MS249	Silver in Frame
MS250	Gold
MS251	Gold in Frame

# Fire Action Notices

Materials Guide: **S/A** - Self adhesive vinyl sticker. | **F/P** - Semi-rigid Polyprop Notice - 1.2mm. | **P/L** - Photoluminescent, glow in the dark vinyl sticker

**Fire Action**

If you discover a fire Sound the alarm by breaking the glass of the nearest Fire Alarm Operating Point

Call for assistance and attack the fire if possible with the fire fighting equipment provided. **DO NOT RISK PERSONAL INJURY**

Leave the building at once quickly and calmly If you suspect that there is a fire on the other side of a door, **DO NOT** open it. As you leave the building ensure all the fire doors and windows on your route are closed.

**DO NOT use the lifts**

On hearing the fire alarm Leave the building at once, quickly and calmly by the nearest available route. Escape routes are indicated by GREEN signs. Assist with the evacuation of visitors. **DO NOT** stop to collect personal belongings.

When clear of the building - proceed to your designated fire assembly point

**DO NOT** re-enter the building until told to do so by the Nominated Fire Officer

200 x 300mm	
MS065	F/P
MS066	S/A
MS067	P/L

**Staff Fire Action**

**IF YOU DISCOVER A FIRE**

1. Ensure that no one is in immediate danger
2. Sound the nearest fire alarm
3. Call for assistance and attack fire if possible with the appliances provided **NOT AT THE RISK OF PERSONAL INJURY**
4. Leave building by closing as many doors as possible and go to the fire assembly point

**IF YOU HEAR THE FIRE ALARM**

1. Staff should if necessary see that guests are evacuated from the building and a roll call is taken
2. A designated person should call the fire brigade in accordance with the relevant instructions. Ensure the fire brigade is called to every fire or suspicion of fire

**Do not run**  
**Do not use lift**  
**Do not stop to collect personal belongings**  
**Do not re-enter building until safe to do so**

200 x 300mm	
MS037	F/P
MS038	S/A
MS068	P/L

**Fire action**

Any person discovering a fire

1. Raise alarm.
2. Phone [ ] to call fire brigade.
3. Attack fire if possible using the appliances provided.
4. Leave building by [ ] route.
5. Close all doors behind you.
6. Report to assembly point.

**Do not take risks.**  
**Do not return to the building for any reason until authorised to do so.**  
**Do not use lifts.**

A5 (148 x 210mm)	
MS005	F/P
MS006	S/A
MS079	P/L

**PACK 10**

**Fire action**

Any person discovering a fire

1. Raise alarm.
2. Phone [ ] to call fire brigade.
3. Attack fire if possible using the appliances provided.
4. Leave building by [ ] route.
5. Close all doors behind you.
6. Report to assembly point.

**Do not take risks.**  
**Do not return to the building for any reason until authorised to do so.**  
**Do not use lifts.**

A5 (148 x 210mm)	
MS108	F/P
MS109	S/A
MS110	P/L

**Fire alarm**

**Fire action**

Any person discovering a fire

1. Sound the alarm.
2. Phone [ ] to call fire brigade.
3. Attack fire if possible using the appliances provided.
4. Leave building by [ ] route.
5. Close all doors behind you.
6. Report to assembly point.

**Do not take risks.**  
**Do not return to the building for any reason until authorised to do so.**  
**Do not use lifts.**

200 x 300mm	
FS055	F/P
FS056	S/A
FS072	P/L

**Fire extinguisher**

**Fire action**

Any person discovering a fire

1. Sound the alarm.
2. Phone [ ] to call fire brigade.
3. Attack fire if possible using the appliances provided.
4. Leave building by [ ] route.
5. Close all doors behind you.
6. Report to assembly point.

**Do not take risks.**  
**Do not return to the building for any reason until authorised to do so.**  
**Do not use lifts.**

200 x 300mm	
FS196	F/P
FS197	S/A
FS198	P/L

**Guests & Residents**

**BEFORE RETIRING TO BED, YOU SHOULD KNOW:**

1. The nearest means of escape
2. The nearest fire alarm call point and how to use it
3. All doors to and from corridors are to be kept closed

Any person discovering a fire by DAY should:

1. Vacate the room ensuring the door is shut behind you
2. Operate the nearest fire alarm

**IF YOU HEAR THE FIRE ALARM:**

3. Go immediately to the nearest fire assembly point using the nearest exit

**Do not run**  
**Do not use the lift**  
**Do not stop to collect personal belongings**  
**Do not re-enter building until safe to do so**

Any person discovering a fire by NIGHT should:

1. Put on dressing gown and shoes
2. Make sure all others in room are awake
3. Go to the assembly point using the nearest exit

**Do not get fully dressed**

Your assembly point is: [ ]

200 x 300mm	
MS039	F/P
MS040	S/A
MS069	P/L

**Fire action**

**Operate the nearest fire alarm.**

**Leave the building by the nearest available exit.**

**Report to the person in charge of the assembly point at:** [ ]

**Do not use lifts.**  
**Do not return to the building for any reason until authorised to do so.**

200 x 300mm	
MS072	F/P
MS073	S/A
MS074	P/L

Your assembly point is: [ ]

**Fire action**

Any person discovering a fire

1. Sound the alarm.
2. Phone [ ] to call fire brigade.
3. Attack fire if possible using the appliances provided.
4. Leave building by [ ] route.
5. Close all doors behind you.
6. Report to assembly point.

**Do not take risks.**  
**Do not return to the building for any reason until authorised to do so.**  
**Do not use lifts.**

200 x 300mm	
FS199	F/P
FS200	S/A
FS201	P/L

**Fire hose**

**Fire action**

Any person discovering a fire

1. Sound the alarm.
2. Phone [ ] to call fire brigade.
3. Attack fire if possible using the appliances provided.
4. Leave building by [ ] route.
5. Close all doors behind you.
6. Report to assembly point.

**Do not take risks.**  
**Do not return to the building for any reason until authorised to do so.**  
**Do not use lifts.**

200 x 300mm	
FS208	F/P
FS209	S/A
FS210	P/L

**Evacuation For Disabled People**

All staff should be aware of the specific needs of a disabled person. The needs differ from person to person

**Wheelchair Users**

Assist Wheelchair users along specific escape routes towards the identified refuge point

**Do not use lifts**  
**Do not attempt to lift the wheelchair or occupant unless trained to do so**

**People with impaired vision**

Look for people who may be identified as having impaired vision by wearing this sign.

Look out for people who may be disorientated. Tell them your name and speak clearly giving instructions. Offer your arm to lead them through the evacuation route identified by the running man. Provide continual commentary as to where you are going

**Do not point - gestures will go unnoticed**

**People with Impaired Hearing**

These people may not have heard the alarm. Attract their attention in some other way. Ensure that they follow the evacuation route identified by the escape route signs.

You will need to be sensitive to the following other group of people who may need special attention

Arthritis - Epileptics - Young Children - Expectant Mothers  
The Mentally Ill - People with Learning Disabilities - Elderly People

200 x 300mm	
MS098	F/P
MS099	S/A
MS100	P/L

**Refuge Point Fire Action**

In the event of a fire: This refuge affords fire and smoke protection for approximately [ ] minutes.

The evacuation plan in operation within these premises ensures that assistance will arrive at this point within [ ] minutes.

**Disabled persons should:**

1. Remain calm.
2. Wait here until assistance arrives.

**Do not:**








1. Attempt to leave the building unassisted.
2. Leave this point even temporarily.

A5 (148 x 210mm)	
ES201	F/P
ES202	S/A
ES265	P/L

## Smoking Control Signs

All smoke free premises and vehicles need to display No Smoking signs that meet the requirements of the law. No Smoking signs make it clear which premises and vehicles are smoke free and demonstrate that you are taking the necessary steps to meet the requirements of the Smoke Free Law, which came into force in July 2007.

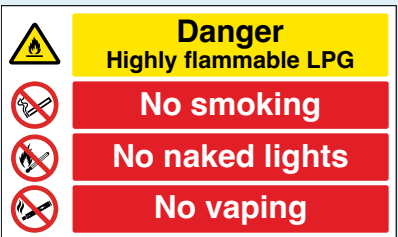

**Materials Guide:** S/A - Self adhesive vinyl sticker. | M/P - 0.7mm White aluminium. | L/L - 1.6mm Exterior grade satin silver plastic

						
100 x 100mm PS300 M/P PS002 S/A	75mm Diameter Door Disc DS015 L/L	150 x 200mm PS240 M/P PS211 S/A	150 x 200mm PS245 M/P PS213 S/A	150 x 200mm PS005 M/P PS006 S/A	150 x 200mm PS506 M/P PS507 S/A	150 x 200mm PS007 M/P PS008 S/A

					
150 x 200mm PS520 M/P PS521 S/A	150 x 200mm PS522 M/P PS523 S/A	150 x 200mm PS524 M/P PS525 S/A	150 x 200mm PS526 M/P PS527 S/A	150 x 200mm PS214 M/P PS219 S/A	150 x 200mm PS217 M/P PS222 S/A





	
150 x 200mm PS501 M/P PS425 S/A	150 x 200mm PS502 M/P PS426 S/A

### Multi-Message Signs - 3mm Aluminium Composite Panel - 300 x 500mm

	
PS528 3mm Rigid PS564 Vinyl Sticker	PS529 3mm Rigid PS565 Vinyl Sticker

## E-Cigarette Control Signs

You are required by law in England and Northern Ireland to display a no smoking sign in a prominent position at or near each entrance to your smoke-free premises. The Government has no policy on E-cigarette smoking or Vaping in the UK. Our range of signs lets you choose whether you allow / disallow the smoking of e-cigarettes or vaping on your premises.

			
300 x 150mm PS530 M/P PS531 S/A	300 x 150mm PS532 M/P PS533 S/A	150 x 200mm PS534 M/P PS535 S/A	300 x 150mm PS536 M/P PS537 S/A

## Hospitality Smoking Control Signs

Smokers congregating outside the entrance of your establishment creates a noisy, unsightly and unhealthy impression, as well as creating clouds of smoke, second-hand fumes and an obstruction to potential customers. The following signs inform the public where they can and cannot smoke and help to create a welcoming clean-air zone, which is attractive to customers, guests or residents. These notices are printed on brushed gold or brushed silver aluminium and come complete with an attractive black metal frame or free-standing display, creating an up-market image in your public areas.

All notices come supplied with either a stylish black metal frame or an elegant freestanding display.



PS538	Silver in frame
PS539	Gold in frame
PS540	Silver in Freestanding Display
PS541	Gold in Freestanding Display



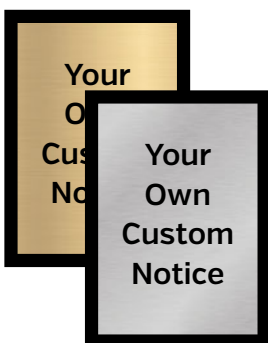
PS542	Silver in frame
PS543	Gold in frame
PS544	Silver in Freestanding Display
PS545	Gold in Freestanding Display



PS546	Silver in frame
PS547	Gold in frame
PS548	Silver in Freestanding Display
PS549	Gold in Freestanding Display



PS550	Silver in frame
PS551	Gold in frame
PS552	Silver in Freestanding Display
PS553	Gold in Freestanding Display



PS554	Silver in frame
PS555	Gold in frame
PS556	Silver in Freestanding Display
PS557	Gold in Freestanding Display



PS558	Silver in frame
PS559	Gold in frame
PS560	Silver in Freestanding Display
PS561	Gold in Freestanding Display

### How to Order - Custom text and company logo

1. Choose your sign size and colour using the product code.
2. State quantity required of your custom notice.
3. Email us the text and logo you require adding to the notice.
4. We will design and send a proof for approval before printing.

**Please note:** We can add images and corporate logos.

#### Example order:

**Custom Code:** PS554 | **Qty:** 2

**Text:** For the comfort of our guests dining outdoors, please refrain from smoking or vaping in this area. Thank you

*Your sign designed ready for approval / print.*





## Meaning: You must not do - Do not do - Stop

We do not stock every Prohibition safety sign as there are so many variants. However, should your prohibition safety sign requirements not be met in this section, we can custom make any safety sign for your business needs. See our Custom Made Safety Signs section on pages 102, 103 and 104. Or give us a call, our friendly team are here to help and advise.

**Materials Guide:** S/A - Self adhesive vinyl sticker. | M/P - 0.7mm White aluminium. | E/R - 3mm Exterior grade aluminium composite panel

## Access Prohibition Signs

Instruct staff, visitors and the public that certain areas, behaviour and actions are prohibited.

100 x 100mm PS030 M/P PS031 S/A	150 x 200mm PS036 M/P PS037 S/A	150 x 200mm PS040 M/P PS041 S/A	150 x 200mm PS042 M/P PS043 S/A	100 x 100mm PS566 M/P PS567 S/A	150 x 200mm PS568 M/P PS569 S/A	300 x 200mm PS570 M/P PS571 S/A
300 x 200mm PS572 M/P PS573 S/A	300 x 200mm PS574 M/P PS575 S/A	300 x 200mm PS576 M/P PS577 S/A	200 x 150mm CP095 M/P CP093 S/A	200 x 150mm CP098 M/P CP096 S/A		

## Dog Prohibition Signs

Instruct staff, visitors and the public to actions that are prohibited on your premises.

100 x 100mm PS044 M/P PS045 S/A	150 x 200mm PS046 M/P PS047 S/A	150 x 200mm PS048 M/P PS049 S/A	150 x 200mm PS412 M/P PS413 S/A

**See Page 24 for our range of Dog Friendly Premises Signs**

INDOOR SIGNS    WINDOW STICKERS    OUTDOOR PLAQUES

## Dog Walker Information Signs

Post (P/M) or wall mounted (W/M). Size: 200 x 300mm.



PS263 W/M PS264 P/M	PS265 W/M PS266 P/M	PS267 W/M PS268 P/M	PS271 W/M PS272 P/M	PS414 W/M PS415 P/M	PS416 W/M PS417 P/M

# Car Park & Traffic Management

All signs on this page are printed on headlight reflective material for visibility in the dark

**Post (P/M) or wall mounted (W/M).** Manufactured from strong, hard wearing 3mm aluminium composite panels and printed on a headlight reflective material. Wall mounted signs are lightweight and easy to drill and fix on-site. Post mounted signs come complete with channelling on the reverse of the sign and are supplied with post-mount clips. Posts not supplied.



**REGISTERED HOTEL GUESTS PARKING ONLY**

ALL VEHICLES MUST BE REGISTERED ON ARRIVAL AT RECEPTION

VEHICLES NOT REGISTERED WILL BE TOWED AWAY AT CAR OWNERS EXPENSE AND RISK

400 x 600mm	
CP179	W/M
CP180	P/M

**CAR PARK FOR HOTEL GUESTS ONLY**

ALL VEHICLES MUST DISPLAY A PARKING PERMIT PERMITS AVAILABLE AT RECEPTION

VEHICLES NOT REGISTERED WILL BE TOWED AWAY AT CAR OWNERS EXPENSE AND RISK

400 x 600mm	
CP181	W/M
CP182	P/M

**PRIVATE PARKING**

ALL VEHICLES MUST BE REGISTERED ON ARRIVAL

VEHICLES NOT REGISTERED WILL BE TOWED AWAY AT CAR OWNERS EXPENSE AND RISK

400 x 600mm	
CP183	W/M
CP184	P/M

**This car park is under 24hr surveillance**

400 x 600mm	
CP166	W/M
CP185	P/M

**Car Park**

Users of this car park do so at their own risk. The management will not accept any responsibility for loss or damage of property or vehicles in this car park.

CP035	W/M	400 x 300mm
CP186	W/M	600 x 400mm

**WAY IN**

400 x 300mm	
CP009	W/M
CP010	P/M

**WAY OUT**

400 x 300mm	
CP011	W/M
CP012	P/M

**NO EXIT**

400 x 300mm	
CP001	W/M
CP002	P/M

**NO ENTRY**

400 x 300mm	
CP003	W/M
CP004	P/M

**No Parking**

400 x 300mm	
CP025	W/M
CP026	P/M

**NO PARKING**

200 x 300mm	
CP187	W/M
CP188	P/M

**NO PARKING**  
Access required at all times

400 x 300mm	
CP027	W/M
CP028	P/M

**NO PARKING**  
Private property

400 x 300mm	
CP189	W/M
CP190	P/M

**No parking**  
Unauthorised or illegally parked vehicles will be towed at the owner's expense

400 x 300mm	
CP191	W/M
CP192	P/M

**P**

**Residents parking only**

200 x 300mm	
CP019	W/M
CP020	P/M

**P**

**Visitor parking only**

200 x 300mm	
CP021	W/M
CP022	P/M

**P**

**Disabled badge holders only**

200 x 300mm	
CP015	W/M
CP016	P/M

**P**

**Permit holders only**

200 x 300mm	
CP023	W/M
CP024	P/M

**Electric vehicle parking only while charging**

200 x 300mm	
CP193	W/M
CP194	P/M

**P**

**Electric vehicle recharging point only**

**No parking at any time**

400 x 300mm	
CP195	W/M
CP196	P/M

**10**

**Speed Limit**

400 x 600mm	
CP047	W/M
CP048	P/M

## Custom Made Car Park & Traffic Management Signs

Simply select the sign blank product code and let us know the wording you require. Lead time: 3-5 working days.

**Your wording here**

400 x 300mm	
CP197	W/M
CP198	P/M

**Your wording here**

200 x 300mm	
CP199	W/M
CP200	P/M

**P**

**Your wording here**

200 x 300mm	
CP201	W/M
CP202	P/M

**Your wording here**

Plus directional arrow if required

400 x 300mm	
CP203	W/M
CP204	P/M

**Your number here**

**Your wording here**

400 x 600mm	
CP205	W/M
CP206	P/M

**Your wording here**

400 x 600mm	
CP207	W/M
CP208	P/M

# CCTV & Security Warning Notices

## Improve the security and safety of premises, properties and members of the public.

Wherever possible, you should make sure that staff members, visitors, contractors and other individuals are informed about the use of CCTV surveillance. The use of appropriate signage within your premises helps get that message across perfectly, be it a clear warning sign of CCTV in operation or a sign advising that any person caught stealing or causing damage will be prosecuted as part of your on-site security measures.

**Materials Guide:** S/A - Self adhesive vinyl sticker. | M/P - 0.7mm White aluminium. | E/R - 3mm Exterior grade aluminium composite panel



### Write-on Signs: Conforms to the rules set out in GDPR 2018

CP058	S/A	150 x 200mm
CP137	M/P	150 x 200mm
WS146	E/R	300 x 400mm
CP067	E/R	400 x 600mm

CP071	S/A	150 x 200mm
CP143	M/P	150 x 200mm
CP072	E/R	300 x 400mm
CP073	E/R	400 x 600mm

CP074	S/A	150 x 200mm
CP146	M/P	150 x 200mm
CP075	E/R	300 x 400mm
CP076	E/R	400 x 600mm

These write-on signs can be over-printed with the person or organisation responsible for the scheme.

*For further details on having these signs personalised, please contact a member of our sales team.*



CP101	S/A	300 x 200mm
CP102	M/P	300 x 200mm
CP151	E/R	400 x 300mm
CP152	E/R	600 x 400mm

CP212	S/A	300 x 200mm
CP213	M/P	300 x 200mm
CP214	S/A	400 x 300mm
CP215	E/R	400 x 300mm
CP211	E/R	600 x 400mm

CP053	S/A	150 x 200mm
CP125	M/P	150 x 200mm
CP123	S/A	300 x 400mm
WS142	E/R	300 x 400mm
CP124	S/A	400 x 600mm
CP063	E/R	400 x 600mm

CP055	S/A	150 x 200mm
CP128	M/P	150 x 200mm
CP126	S/A	300 x 400mm
WS144	E/R	300 x 400mm
CP127	S/A	400 x 600mm
CP064	E/R	400 x 600mm

CP216	S/A	150 x 200mm
CP217	M/P	150 x 200mm
CP218	S/A	300 x 400mm
CP219	E/R	300 x 400mm
CP220	S/A	400 x 600mm
CP221	E/R	400 x 600mm

CP209	S/A	100 x 150mm
-------	-----	-------------

CP210	S/A	300 x 100mm
-------	-----	-------------



Can't find what you're looking for?  
**Custom Made Safety Signs**  
See pages 90 to 92



### See pages 19 and 69 for our range of Portable Safety Floor Stands

A floor sign, suitably placed, helps prevent accidents, injuries and subsequent costly damages. Manufactured from strong and lightweight moulded plastic, folds flat for easy storage.

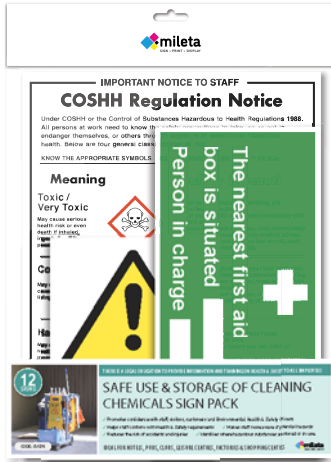
**Custom options available**



# Cleaning & Chemical Storage Warning Notices

## Cleaning & Chemical Storage Safety Sign Pack

12 SIGNS



- Pack contains the following signs:**
- 1 x 350x270mm COSHH Regulation Notice
  - 1 x 150x300mm Nearest First Aider Notice
  - 1 x 100x100mm Keep Locked Shut Notice
  - 1 x 100x100mm No Smoking Symbol Notice
  - 1 x 100x100mm Flammable Symbol Notice
  - 1 x 100x200mm Remember Safety First Notice
  - 1 x 200x150mm Warning Cleaning Chemicals Notice
  - 1 x 200x150mm Harmful Chemicals Notice
  - 1 x 200x150mm Warning Chemical Store Notice
  - 1 x 100x200mm Wear Gloves when Cleaning Ovens
  - 1 x 100x200mm Wear Eye Protection when using cleaning chemicals
  - 1 x 100x200mm Wash your hands after using cleaning chemicals.

All notices in this pack are printed on self adhesive vinyl for easy fixing and can be applied to most smooth, clean surfaces.

SUCPK Pack 12 self-adhesive stickers


## Hazard Warning Tape



Our 50mm x 33mm hazard warning tape resists lifting, making it a reliable floor marking tape, as well as a useful general warning tape. The tape adheres well to different surfaces as long as they are clean and dry.

CODE FL013

## Toilet Hygiene Check Chart



Show customers that the washrooms are regularly cleaned and checked.  
Size: 245 x 330mm.

- Wall/door mounted
- Anodised aluminium frame
- Concealed pre-drilled fixing holes
- Re-writeable surface
- Supplied with a wet wipe pen.




CODE SN001

Snap-shut front opening mechanism

## Hazard Warning Safety Signs

Materials Guide: S/A - Self adhesive vinyl sticker. | F/P - Semi-rigid White Polypropylene



CL021 S/A 270 x 350mm  
CL020 F/P




CL023 S/A 270 x 350mm  
CL024 F/P



CL026 S/A 200 x 300mm



CL022 S/A 200 x 300mm



100 x 100mm  
WS002 S/A



100 x 100mm  
WS195 S/A



100 x 100mm  
WS054 S/A



150 x 200mm  
WS032 S/A



150 x 200mm  
WS036 S/A



150 x 200mm  
WS084 S/A



150 x 200mm  
WS056 S/A



100 x 130mm  
WS222 F/P

Can't find what you're looking for?  
**Custom Made Safety Signs**  
See pages 90 to 92

Includes punched holes for easy hanging round bar pump


# Custom Made Prohibition Safety Signs

## Your Symbol - Your Text - Your Size - Your Material!

Ordering is as easy as 1, 2, 3. Fast Turnaround - Competitive Pricing - No Minimum Order Quantity.


**1** Choose your Style code. PR1 to PR6. Material and Size Code.

For example:  
**Style:** PR1  
**Material & Size Code:** CM052  
 This determines the cost of your custom made sign




**2** Choose your Symbol code. PS1 to PS18. State your custom text.

For example:  
**Symbol Code:** PS18  
**Custom Text:** Employees Only Beyond This Point



**3** State quantity required Your order should look like this...

**Qty:** 1  
**Style:** PR1  
**Material & Size Code:** CM052  
**Symbol Code:** PS18  
**Custom Text:** Employees Only Beyond This Point







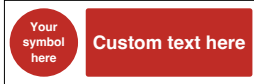

### Your Prohibition Safety Symbols

*Your custom safety sign completed!*

	<b>PS1</b> General prohibition		<b>PS2</b> No smoking		<b>PS3</b> No open flame		<b>PS4</b> No access for forklift trucks		<b>PS5</b> Not drinking water		<b>PS6</b> Do not obstruct
	<b>PS7</b> Do not use the lift		<b>PS8</b> No vaping		<b>PS9</b> No eating or drinking		<b>PS10</b> No entry		<b>PS11</b> No heavy loads		<b>PS12</b> No photography
	<b>PS13</b> No mobile phones		<b>PS14</b> Do not wear gloves		<b>PS15</b> Do not touch		<b>PS16</b> No dogs		<b>PS17</b> No children		<b>PS18</b> Stop No Entry

### Your Prohibition Safety Sign Blanks

**Please note:** placement of symbols and wording may be adjusted where necessary, to ensure the sign is printed as accurately as possible.

<p><b>Style: PR1</b></p> 	<p><b>Style: PR2</b></p> 	<p><b>Style: PR3</b> Symbol Only</p> 	<p><b>Style: PR4</b></p> 	<p><b>Style: PR5</b></p> 	<p><b>Style: PR6</b></p> 																			
<table border="1"> <tr><td>A3 (297 x 420mm)</td></tr> <tr><td>A4 (210 x 297mm)</td></tr> <tr><td>A5 (148 x 210mm)</td></tr> <tr><td>A6 (105 x 148mm)</td></tr> </table>	A3 (297 x 420mm)	A4 (210 x 297mm)	A5 (148 x 210mm)	A6 (105 x 148mm)	<table border="1"> <tr><td>A3 (297 x 420mm)</td></tr> <tr><td>A4 (210 x 297mm)</td></tr> <tr><td>A5 (148 x 210mm)</td></tr> <tr><td>A6 (105 x 148mm)</td></tr> </table>	A3 (297 x 420mm)	A4 (210 x 297mm)	A5 (148 x 210mm)	A6 (105 x 148mm)	<table border="1"> <tr><td>75 x 75mm</td></tr> <tr><td>100 x 100mm</td></tr> <tr><td>200 x 200mm</td></tr> </table>	75 x 75mm	100 x 100mm	200 x 200mm	<table border="1"> <tr><td>75 x 75mm</td></tr> <tr><td>100 x 100mm</td></tr> <tr><td>200 x 200mm</td></tr> </table>	75 x 75mm	100 x 100mm	200 x 200mm	<table border="1"> <tr><td>150 x 50mm</td></tr> <tr><td>300 x 100mm</td></tr> </table>	150 x 50mm	300 x 100mm	<table border="1"> <tr><td>A2 (594 x 420mm)</td></tr> <tr><td>A3 (420 x 297mm)</td></tr> <tr><td>A4 (297 x 210mm)</td></tr> </table>	A2 (594 x 420mm)	A3 (420 x 297mm)	A4 (297 x 210mm)
A3 (297 x 420mm)																								
A4 (210 x 297mm)																								
A5 (148 x 210mm)																								
A6 (105 x 148mm)																								
A3 (297 x 420mm)																								
A4 (210 x 297mm)																								
A5 (148 x 210mm)																								
A6 (105 x 148mm)																								
75 x 75mm																								
100 x 100mm																								
200 x 200mm																								
75 x 75mm																								
100 x 100mm																								
200 x 200mm																								
150 x 50mm																								
300 x 100mm																								
A2 (594 x 420mm)																								
A3 (420 x 297mm)																								
A4 (297 x 210mm)																								

Sign blank size (mm) (w x h)	S/A Self adhesive vinyl sticker	P/L Photoluminescent Sticker (Glow in Dark)	M/P 0.7mm White Aluminium Panel	E/R 3mm Rigid Aluminium Composite Panel
A3 (297 x 420)	CM052	CM062	CM072	CM081
A4 (210 x 297)	CM053	CM063	CM073	CM082
A5 (148 x 210)	CM054	CM064	CM074	N/A
A6 (105 x 148)	CM055	CM065	CM075	N/A
75 x 75	CM056	CM066	CM076	N/A
100 x 100	CM057	CM067	CM077	N/A
200 x 200	CM058	CM068	CM078	N/A
150 x 50	CM059	CM069	CM079	N/A
300 x 100	CM060	CM070	CM080	N/A
A2 (420 x 594)	CM061	CM071	N/A	CM083


# Custom Made Hazard Warning Safety Signs

## Your Symbol - Your Text - Your Size - Your Material!

Ordering is as easy as 1, 2, 3. Fast Turnaround - Competitive Pricing - No Minimum Order Quantity.


**1** Choose your Style code. WR1 to WR6. Material and Size Code.

For example:  
**Style:** WR1  
**Material & Size Code:** CM083  
 This determines the cost of your custom made sign




**2** Choose your Symbol code. WA1 to WA24. State your custom text.

For example:  
**Symbol Code:** WA9  
**Custom Text:** Danger! Overhead Cables



























**3** State quantity required Your order should look like this...

**Qty:** 1  
**Style:** WR1  
**Material & Size Code:** CM083  
**Symbol Code:** WA9  
**Custom Text:** Danger! Overhead Cables







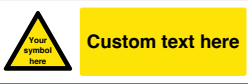

### Your Hazard Warning Safety Symbols

*Your custom safety sign completed!*

 <b>WA1</b> General warning	 <b>WA2</b> Warning pinch point	 <b>WA3</b> Warning slippery surface	 <b>WA4</b> Warning toxic material	 <b>WA5</b> Warning flammable material	 <b>WA6</b> Low temp freezing conditions
 <b>WA7</b> Warning explosive material	 <b>WA8</b> Warning trip hazard	 <b>WA9</b> Warning electricity	 <b>WA10</b> Warning hot surface	 <b>WA11</b> Warning sharp elements	 <b>WA12</b> Warning overhead load
 <b>WA13</b> Radioactive material	 <b>WA14</b> Warning drop fall	 <b>WA15</b> Warning guard dog	 <b>WA16</b> Warning overhead obstacle	 <b>WA17</b> Warning corrosive substance	 <b>WA18</b> Warning oxidising substance
 <b>WA19</b> Danger of death	 <b>WA20</b> Warning biological hazard	 <b>WA21</b> Warning forklift trucks	 <b>WA22</b> Warning crushing	 <b>WA23</b> CCTV in operation	 <b>WA24</b> Warning pressurised cylinder

### Your Hazard Warning Safety Sign Blanks

**Please note:** placement of symbols and wording may be adjusted where necessary, to ensure the sign is printed as accurately as possible.

<p><b>Style: WR1</b></p> 	<p><b>Style: WR2</b></p> 	<p><b>Style: WR3</b> Symbol Only</p> 	<p><b>Style: WR4</b></p> 	<p><b>Style: WR5</b></p> 	<p><b>Style: WR6</b></p> 
<p>A3 (297 x 420mm)                  A4 (210 x 297mm)                  A5 (148 x 210mm)                  A6 (105 x 148mm)</p>	<p>A3 (297 x 420mm)                  A4 (210 x 297mm)                  A5 (148 x 210mm)                  A6 (105 x 148mm)</p>	<p>75 x 75mm                  100 x 100mm                  200 x 200mm</p>	<p>75 x 75mm                  100 x 100mm                  200 x 200mm</p>	<p>150 x 50mm                  300 x 100mm</p>	<p>A2 (594 x 420mm)                  A3 (420 x 297mm)                  A4 (297 x 210mm)</p>

Sign blank size (mm) (w x h)	S/A Self adhesive vinyl sticker	P/L Photoluminescent Sticker (Glow in Dark)	M/P 0.7mm White Aluminium Panel	E/R 3mm Rigid Aluminium Composite Panel
A3 (297 x 420)	CM052	CM062	CM072	CM081
A4 (210 x 297)	CM053	CM063	CM073	CM082
A5 (148 x 210)	CM054	CM064	CM074	N/A
A6 (105 x 148)	CM055	CM065	CM075	N/A
75 x 75	CM056	CM066	CM076	N/A
100 x 100	CM057	CM067	CM077	N/A
200 x 200	CM058	CM068	CM078	N/A
150 x 50	CM059	CM069	CM079	N/A
300 x 100	CM060	CM070	CM080	N/A
A2 (420 x 594)	CM061	CM071	N/A	CM083

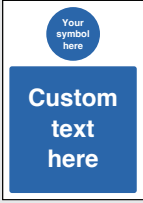
# Custom Made Mandatory Safety Signs

## Your Symbol - Your Text - Your Size - Your Material!

Ordering is as easy as 1, 2, 3. Fast Turnaround - Competitive Pricing - No Minimum Order Quantity.


**1** Choose your Style code. MR1 to MR6. Material and Size Code.

For example:  
**Style:** MR1  
**Material & Size Code:** CM072  
 This determines the cost of your custom made sign




**2** Choose your Symbol code. MA1 to MA18. State your custom text.

For example:  
**Symbol Code:** MA16  
**Custom Text:** Hi-vis vests must be worn at all times



**3** State quantity required Your order should look like this...

**Qty:** 1  
**Style:** MR1  
**Material & Size Code:** CM072  
**Symbol Code:** MA16  
**Custom Text:** Hi-vis vests must be worn at all times



### Your Mandatory Safety Symbols



**MA1**  
General mandatory action



**MA2**  
Wear ear protection



**MA3**  
Wear a face shield



**MA4**  
Wash your hands



**MA5**  
Wear head protection



**MA6**  
Wear protective clothing



**MA7**  
Wear a mask



**MA8**  
Sound horn



**MA9**  
Wear safety boots



**MA10**  
Wear protective gloves



**MA11**  
Use adjustable guard



**MA12**  
Wear respiratory protection



**MA13**  
Refer to instruction manual



**MA14**  
Wear hair protection



**MA15**  
Keep locked shut



**MA16**  
Wear hi-vis clothing



**MA17**  
Disconnect before maintenance



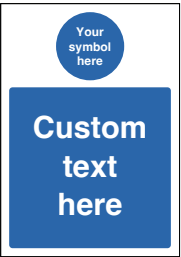
**MA18**  
Wear eye protection

*Your custom safety sign completed!*

### Your Mandatory Safety Sign Blanks


**Please note:** placement of symbols and wording may be adjusted where necessary, to ensure the sign is printed as accurately as possible.

**Style: MR1**




A3 (297 x 420mm)
A4 (210 x 297mm)
A5 (148 x 210mm)
A6 (105 x 148mm)

**Style: MR2**



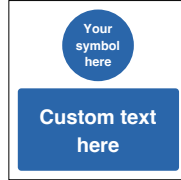
A3 (297 x 420mm)
A4 (210 x 297mm)
A5 (148 x 210mm)
A6 (105 x 148mm)

**Style: MR3**  
Symbol Only




75 x 75mm
100 x 100mm
200 x 200mm

**Style: MR4**




75 x 75mm
100 x 100mm
200 x 200mm

**Style: MR5**



150 x 50mm
300 x 100mm

**Style: MR6**



A2 (594 x 420mm)
A3 (420 x 297mm)
A4 (297 x 210mm)

Sign blank size (mm) (w x h)	S/A Self adhesive vinyl sticker	P/L Photoluminescent Sticker (Glow in Dark)	M/P 0.7mm White Aluminium Panel	E/R 3mm Rigid Aluminium Composite Panel
A3 (297 x 420)	CM052	CM062	CM072	CM081
A4 (210 x 297)	CM053	CM063	CM073	CM082
A5 (148 x 210)	CM054	CM064	CM074	N/A
A6 (105 x 148)	CM055	CM065	CM075	N/A
75 x 75	CM056	CM066	CM076	N/A
100 x 100	CM057	CM067	CM077	N/A
200 x 200	CM058	CM068	CM078	N/A
150 x 50	CM059	CM069	CM079	N/A
300 x 100	CM060	CM070	CM080	N/A
A2 (420 x 594)	CM061	CM071	N/A	CM083

## Health & Safety Law Poster UK

You have a legal requirement to display this statutory notice. Under the Health and Safety information for Employees Regulations (HSIER), all employers (even if they only employ 1 other person) are required to display the poster in a prominent location on all business premises.

In 2009, the HSE introduced an updated, simpler version of the Health & Safety Law Poster. If you are still displaying an old version, you must replace it. Check all the posters you have displayed in your workplace, do they look like the poster opposite? If the answer is 'no' then your posters will need changing to the current version.



297 x 420mm  
HSL003 A3 unframed



327 x 448mm  
HSL005 A3 framed

Complete with 25mm profile Satin Silver snap frame

## Safety & First Aid Guidance Posters

These full colour guidance posters are designed to provide both trained and untrained staff with essential information. Combining clear graphics and easy to read text, these posters are highly visible and fully updated with the latest safety and first aid information. Durable encapsulated construction.



HSP02 590 x 420mm



HSP16 590 x 420mm



HSP15 590 x 420mm



HSP01 590 x 420mm



HSP03 590 x 420mm



HSP13 590 x 420mm



HSP05 590 x 420mm




HSP06 590 x 420mm



HSP31 590 x 420mm



HSP34 590 x 420mm




HSP32 590 x 420mm



HSP33 590 x 420mm




HSP29 590 x 420mm



HSP08 590 x 420mm



HSP07 590 x 420mm



HSP10 590 x 420mm



HSP09 590 x 420mm



HSP20 590 x 420mm



HSP24 590 x 420mm



HSP26 590 x 420mm

# First Aid Notices

## Accident Book - GDPR Compliant

The A4 Accident Book is a must have for any workplace or school to record accidents and injuries befalling employees, students or visitors. This accident book meets the legal requirements set by the Social Security Administration act 1992 and the Data Protection Act 2018 (GDPR). All accidents in the workplace or at school must be recorded in the accident book. The clear layout makes it easy to record information relevant to incidents and the perforated pages are easily removed. The book has space for up to 53 entries.



**FA036** Accident Book. Size: A4 (210 x 297mm)

## First Aid Signs

**Materials Guide:** S/A - Self adhesive vinyl sticker.



100 x 150mm  
**FA006** S/A



100 x 150mm  
**FA008** S/A




100 x 150mm  
**FA010** S/A



100 x 150mm  
**FA012** S/A



100 x 150mm  
**FA026** S/A



**Directional Arrow**  
Place at the side or below safety notices.

150 x 150mm  
**FA059** S/A



150 x 200mm  
**FA049** S/A



150 x 200mm  
**FA051** S/A



150 x 200mm  
**FA053** S/A



150 x 200mm  
**FA055** S/A



150 x 200mm  
**FA056** S/A



## First Aider Signs


**Materials Guide:** S/A - Self adhesive vinyl sticker. | M/P - 0.7mm White aluminium.



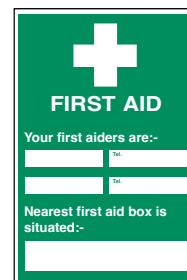
300 x 150mm  
**FA030** S/A  
**FA029** M/P




300 x 150mm  
**FA028** S/A  
**FA027** M/P




200 x 300mm  
**FA018** S/A  
**FA017** M/P



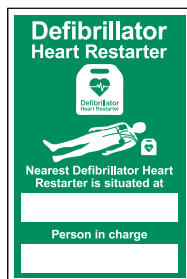
200 x 300mm  
**FA020** S/A  
**FA019** M/P



200 x 300mm  
**FA078** S/A  
**FA079** M/P



200 x 300mm  
**FA080** S/A  
**FA081** M/P



200 x 300mm  
**FA082** S/A  
**FA083** M/P



## See page 93...

For our full range of guidance posters, designed to provide both trained and untrained staff with essential information. Combining clear graphics with easy to read text, these posters are highly visible and up to date with the latest safety and first aid information.

## Workplace First Aid Kits

These first aid kits are ideal for any type of workplace, providing all essential workplace first aid supplies in case of an emergency. The contents are stored in an innovative rigid plastic case that is easy to carry, making it simple to transport to any casualty in need of attention.



Small Workplace first aid kit



Medium Workplace first aid kit

**FA039** Small First Aid Kit

Items	Qty
First Aid Guidance Leaflet	1
HypaCover First Aid Dressing 12x12cm	2
HypaCover First Aid Dressing 18x18cm	2
HypaBand Triangular Bandages	2
HypaCover Eye Dressings	2
HypaPlast Washproof Plasters	40
HypaClean Sterile Wipes	20
HypaPlast Microporous Tape, 2.5cm	1
HypaTouch Nitrile Gloves (Pair)	6
HypaCover Finger Dressings	2
HypaGuard Face Shield	1
HypaGuard Foil Blanket	1
HypaSoothe Burn Dressing 10x10cm	1
Clothing Cutters	1
HypaBand Conforming Bandage, 7.5cm	1

**FA040** Medium First Aid Kit

Items	Qty
First Aid Guidance Leaflet	1
HypaCover First Aid Dressing 12x12cm	4
HypaCover First Aid Dressing 18x18cm	3
HypaBand Triangular Bandages	3
HypaCover Eye Dressings	3
HypaPlast Washproof Plasters	60
HypaClean Sterile Wipes	30
HypaPlast Microporous Tape, 2.5cm	2
HypaTouch Nitrile Gloves (Pair)	9
HypaCover Finger Dressings	3
HypaGuard Face Shield	1
HypaGuard Foil Blanket	2
HypaSoothe Burn Dressing 10x10cm	2
Clothing Cutters	1
HypaBand Conforming Bandage, 7.5cm	2

## Bar/Kiosk First Aid Kits

Our Bar/Kiosk catering first aid kit gives smaller food service and catering workplaces the first aid supplies required to guarantee appropriate first aid can be administered when needed. The kit includes a multitude of items that are ideal for workplaces that involve preparing food, such as blue plasters, fingerstalls, gloves, strappings and burns gel sachets. Blue items are recommended for catering environments because it is not a colour naturally found in food ingredients, meaning it is easily spotted if cross-contamination was to occur. These high quality food service first aid items are stored in a premium hard plastic case.



Items	Qty
First Aid Guidance Leaflet	1
HypaPlast Washproof Plasters (Blue)	20
HypaCover First Aid Dressing 12x12cm	2
HypaClean Moist Wipes	10
HypaBand Triangular Bandage	1
HypaPlast Waterproof Tape, 2.5cm (Blue)	1
Scissors Blunt/Blunt 3.5"	1
HypaBand Safety Pins	12
HypaTouch Disposable Gloves (Pair)	1
HypaSoothe Burn Gel Sachets, 6g	3

**FA072** Bar/Kiosk Catering first aid kit

## Catering HypaPlast Blue Detectable Plasters - Assorted (Pk 100)



These HypaPlast blue catering plasters are brightly coloured washproof plasters, designed for use in food handling environments. They are supplied in a pack of 100 assorted sizes (7.2cm x 5cm, 3.8cm x 3.8cm, 7.2cm x 2.5cm, 6.4cm x 1.8cm and 3.8cm x 1.8cm). HypaPlast blue plasters are specially designed for use in the food industry, with the blue colour allowing them to be easily spotted if they fall into food, aiding in compliance with hygiene laws. The plasters are also washproof, meaning they are suitable for workers who wash their hands regularly. **Please note:** they will not withstand prolonged complete immersion in water.

**FA073** HypaPlast Catering Plasters

## Catering First Aid Kits

Our Small and Medium size Catering First Aid Kits comply with British Standard requirements for the food industry, providing premium quality contents, stocked in a durable blue plastic case with integral carry handle. These kits include blue washproof plasters and blue adhesive tape, essential in any food handling environment to help safeguard food hygiene standards.



Small Catering first aid kit

**FA069** Small Catering First Aid kit

Items	Small Kit Contents	Medium Kit Contents
First Aid Guidance Leaflet	1	1
HypaCover First Aid Dressing 12x12cm	2	4
HypaCover First Aid Dressing 18x18cm	2	3
HypaBand Triangular Bandages	2	3
HypaCover Eye Dressings	2	3
HypaPlast Washproof Plasters	40	60
HypaClean Sterile Wipes	20	30
HypaPlast Microporous Tape, 2.5cm	1	2
HypaTouch Nitrile Gloves (Pair)	6	9
HypaCover Finger Dressings	2	3
HypaGuard Face Shield	1	1
HypaGuard Foil Blanket	1	2
HypaSoothe Burn Dressing 10x10cm	1	2
Clothing Cutters	1	1
HypaBand Conforming Bandage, 7.5cm	1	2



Medium Catering first aid kit

**FA070** Medium Catering First Aid kit

# Recycling & Waste Disposal Notices

## Recycling Bin Labels

Great for applying to your recycling and waste containers to make it clear for your team where to put their waste/recycling. Clear signage can encourage better recycling rates, and discourage people putting waste in the wrong stream, causing contamination. Designed in the WRAP colours and symbols – The Wrap icons were designed to support the National Recycle Now campaign branding and provide a consistent look and feel across recycling communications all over the UK.

**Material:** (S/A) Self adhesive vinyl sticker | **Size:** 150 x 200mm

 Food waste SE008	 Mixed paper & card SE009	 Mixed glass bottles & jars SE026	 Non recyclable waste SE027	 Plastic packaging SE028	 Cartons SE029	 Food tins & drink cans SE010	 Cooking oil SE019
 Foil SE032	 Mixed textiles & clothes SE033	 Wood & timber SE034	 Plastic bottles SE035	 Plastic bags SE036	 Printer cartridges SE037	 Batteries SE038	 Clear glass bottles & jars SE039
 Paper SE040	 Cardboard SE041	 General waste SE031					

## Custom Made Recycling Labels




Custom sticker printing in *any bespoke shape and size*. Create your own recycling label with your own design, or we can create one for you.

For further details on our custom label and sticker, design and printing service.

**Contact a member of our sales team.**



## Food Waste Recycling Poster



Code	SE030
Size	200 x 300mm
Material	(S/A) Vinyl sticker

### Food Waste Recycling Poster: What can I put in the food waste bin?

This Food Waste Recycling self-adhesive poster has been designed to provide both trained and untrained staff with essential food waste information.

Combining clear graphics and easy-to-read text, these posters are printed on self-adhesive vinyl for easy application to food waste recycle bins.

## Kitchen Waste Recycling Sign Pack

This Kitchen Waste recycling sign pack helps businesses reduce waste and recycle more, making better use of resources and helping to tackle climate change.




Code	FWRPK
Size	200 x 300mm
Material	(S/A) Vinyl sticker
Contents	1x Poster, 8x Labels



# Wayfinding Signs for Firefighters



In response to the Grenfell Tower tragedy, from 23rd January 2023 an update to the Fire Safety Regulations 2022, means it is compulsory for all residential buildings above three storeys, to display Wayfinding Signs to assist firefighters in the event of an emergency. Signs to be displayed in stairways, to assist firefighters with floor and flat identification on each level in the event of a fire emergency.

To make sure you are fully compliant with the new Wayfinding legislation you must, at minimum, display:

- Floor designation signs
- Flat designation signs (with directional arrows if required)

To make sure you have the right sign you need for your building, all of the below signs are available to add your own numbers/letters.

To be compliant, floor identification signs must have a minimum letter height of 50mm for text and 75mm for numerals (Appx. 15.14.b) and flat identification signs must have a minimum letter height of 25mm for text and 37.5mm for numerals (Appx. 15.16.c)

<b>Flats 5-10</b>	<p><b>Material options:</b>  <b>[S/A]:</b> Glow in the dark, photoluminescent Self adhesive vinyl sticker  <b>[P/L]:</b> Glow in the dark 1.2mm Rigid photoluminescent sign.</p> <p>Our glow in the dark material allow the sign to be legible in low light conditions and charges by natural and artificial light. Sign appears white in the day light, but shines brightly in the dark</p>
-------------------	--

## Custom Floor Identification Signs

State product code then Floor or Stairway number or letter required when ordering. Eg. ES640 - Stairway B



ES639	S/A	450 x 150mm
ES640	P/L	



ES641	S/A	450 x 150mm
ES642	P/L	

## Custom Flat Identification Signs

State product code then Flat or Rooms on each floor when ordering. Eg. ES645 - Rooms 2 - 8



ES643	S/A	450 x 150mm
ES644	P/L	



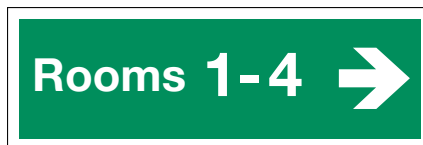
ES647	S/A	450 x 150mm
ES648	P/L	



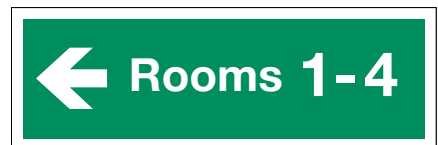
ES649	S/A	450 x 150mm
ES650	P/L	



ES645	S/A	450 x 150mm
ES646	P/L	



ES651	S/A	450 x 150mm
ES652	P/L	



ES653	S/A	450 x 150mm
ES654	P/L	

## Photoluminescent - Glow in the Dark Safety Signs



Custom Made Safety Signs  
Pages 90 to 92



Fire Escape Signs  
Pages 76 to 79



Fire Extinguisher Signs  
Page 80



Fire Door & Fire Action  
Pages 81 & 83

# Floor Graphics & Safety Stands

## Custom Made Floor Graphics

Grab the attention of your audience with enticing printed graphics and turn any floor surface into an advertising space with our custom made vinyl floor graphics. Our printed floor vinyl has a textured non-slip finish to help make sure you're compliant with UK flooring health and safety regulations. All of our graphics are printed with premium eco-solvent inks and can be fitted internally to any space, no matter the size or shape.

Internal floor graphics are widely used in commercial and public environments such as retail stores, airports, museums, and hospitals. They serve various purposes, including:

- Directing people to specific areas, exits, or facilities, such as restrooms, check-in counters, or food courts.
- Advertising products, services, or special events, strategically placed near point of sale or in high-traffic areas.
- Reinforcing a brand's identity and leaving a lasting impression on customers with logos, slogans, or other brand elements.
- Warning people about potential hazards or safety precautions, such as wet floors, slippery surfaces, or low clearance areas.

Overall, internal floor graphics offer a creative and engaging way to communicate with people, capturing attention and conveying information in a visually appealing and functional manner.



We have options for both indoor and outdoor surfaces. Our Interior Floor Stickers have an R10 slip rating for a safe surface. Our Exterior Floor Stickers only work on plastered or plain concrete surface not on raw or rough Concrete Surface.

Contact a member of our sales team with your floor graphic requirements. Free design service.

## Free Standing Safety Signs

Portable and versatile, these freestanding pavement signs can be easily carried in and outside your business premises to be placed in multiple locations.

- Maximum visibility and impact from both directions due to high-quality, double-sided print.
- Quick and simple assembly, the panel easily connects to the base with no additional tools.
- Sturdy black recycled PVC rubber base designed to withstand strong wind speeds.

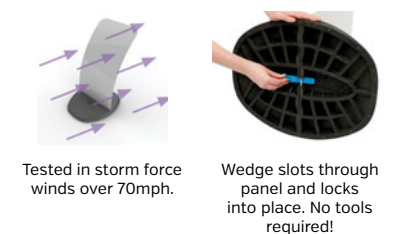


Description	Panel Size (mm)	Display Area (mm)	O/A Size (mm)	Weight
Free Standing Safety Sign	410 x 795	410 x 763	415w x 805h x 500d	7.0 kg

### How to Order Your Custom Printed Panel Display

1. State the product code (EC006) and the quantity required on your order.
2. Send over your design brief or artwork with your order.
3. Our design service is usually free for charge, depending on complexity.
4. We will send you an artwork proof for approval before going to print.
5. Lead time from approval of artwork is 3 to 5 working days. Product come boxed/flat packed.

Example design



## Custom Printed Free Standing Safety Signs



# Can't Find The Sign You're Looking For?

Ask about our  
**FREE Design Service!**

**We can print almost any sign to order, with no minimum quantity. Give our Sales Team a call!**

IF YOU CAN THINK IT... **WE CAN PRINT IT!**

## Custom Banners & Flags

From simple business promotions to grand openings, we can create banners for all occasions.

- ✓ Single & Double Sided Print
- ✓ Heavy Duty Banners
- ✓ Eco-Friendly Banners
- ✓ Festival & Event Banners
- ✓ Scaffolding & Lamppost Banners
- ✓ Wall Banners
- ✓ Roller Banners • Pop-up Banners
- ✓ Feather / Teardrop / Rectangle Beach Flags

## Custom Signs, Notices & Panels

From simple Safety Signs to printed Display Boards.

- ✓ Foamex Signs
- ✓ Aluminium Signs
- ✓ Correx Signs
- ✓ Eco-Friendly Board Signs
- ✓ Acrylic Signs
- ✓ Tray Signs
- ✓ Strut-Back Cards

## Custom Poster Prints (Large Format)

A3, A2, A1 & A0 Standard Paper Sizes and Custom sizes.

- ✓ Indoor Posters & Waterproof Outdoor Posters
- ✓ Eco-Friendly Posters
- ✓ Bus Stop Posters
- ✓ Back-Lit Film Posters
- ✓ Grey Back Posters
- ✓ Self Adhesive Wall Art / Stickers / Posters
- ✓ Canvas Prints
- ✓ Litho Posters [50+ quantity]

## Custom Stickers & Labels

From individual stickers to rolls of labels. No minimum order quantity required.

- ✓ Vinyl Stickers - Indoor or Outdoor
- ✓ Vinyl Cut Letters & Numbers
- ✓ Stickers on a Sheet / Roll
- ✓ Window Stickers
- ✓ Wall Art / Wallpaper
- ✓ Custom Shaped Stickers



**NO MINIMUM ORDER**



**FAST TURN-AROUND**



**24 HOUR DELIVERY**

## Design Services

*Creating the look you want!*

Combining a professional and accomplished team with leading print technology to help you create the look you want. From small personalisation to large format wow factor, our team of in-house designers will work with you to create the perfect artwork for your printed media, making it the best it can be and unique to you.



Many of our design services are free and included in the cost of the job. For more complex bespoke design work, we have a number of design package options, or we can print from artwork you supply. **Contact us today and talk to us about what you're looking to achieve!**





*From Back of House to Front of House,  
we have got a sign solution for you!*



**Crown Supplies Ltd**

Unit 3 Vulcan Road North  
Norwich, Norfolk NR6 6AQ

**T:** 01603 403333 | **E:** sales@crownsupplies.co.uk

[www.crownsupplies.co.uk](http://www.crownsupplies.co.uk)

**Fast Food Outlets • Schools & Colleges • Holiday & Caravan Parks**